

PERimeters

pricing & specifications

effective
APRIL 1, 2007

10%
Price increase

OMNI
APPLIED MATERIALS


PRICE LISTS AVAILABLE AT OMNIAPPLIED.COM

OMNI



10% Price increase

EFFECTIVE APRIL 1, 2007



PERIMETERS
CURVILINEAR™

Price List January 2000

Table of Contents

General Terms & Conditions	2
Warranty	2
Laminates	3
Edge Finishes	4
Fabrics	4
Perimeters Typicals	5
Perimeters Corners	12
Perimeters Extended Corners	16
Perimeters Straight Desking	40
Perimeters Half Conference	48
Perimeters Modesties	50
Perimeters Accessories	52
Perimeters Overheads	58
Perimeters Storage	64
ActionWalls™	86
ActionPanels™	94
ActionBars™	96

OMNI PACIFIC

505 Raleigh Avenue, El Cajon, CA 92020
800.822.0832 619.579.6664 FAX 619.579.2705
e-mail info@omnipacific.com
website www.omnipacific.com



10% Price increase

EFFECTIVE APRIL 1, 2007



OMNI PACIFIC

GENERAL TERMS & CONDITIONS

TERMS OF SALE: All prices quoted are list prices FOB El Cajon (San Diego) CA. Illustrations, specifications and prices are based on the latest information at the time of publication. The right is reserved to make changes at any time without notice, in prices, finishes, materials, specifications and models. The right is reserved to discontinue models and finishes. All orders are accepted subject to prices prevailing at the time of shipment.

ORDER CONFIRMATION AND ORDER CHANGES: All orders are subject to acceptance by Omni Pacific. Your receipt of our acknowledgement indicates acceptance of your order. All orders are entered, manufactured and invoiced according to the acknowledgement. Please review your acknowledgements and immediately report any discrepancies to Omni Pacific. Modifications to acknowledged orders are not allowed without express written approval from the factory. Any changes to the original order must be in writing.

CANCELLATIONS: No cancellations on Custom Color orders. Cancellations will not be accepted once an order has been acknowledged without the express written approval from the factory. Cancellations will be subject to charges as follows:

The total net price of the order will be prorated by the amount of manufacturing time consumed (by the week) from the date of the acknowledgement to the scheduled ship date.

STORAGE: When a request is received to delay an established shipping date, a grace period of 10 days will be allowed. Thereafter, applicable storage charges will be made.

PRICES: All prices quoted are list prices FOB El Cajon (San Diego) CA. Prices are subject to change without notice. All orders are accepted subject to prices prevailing at the time of shipment.

TERMS OF PAYMENT: All invoices are net, due and payable within 30 days. Interest will be collected at the legal maximum rate on all past due accounts. All orders for customers who have not established open account credit terms with Omni Pacific must be accompanied by 50% deposit prior to the order being scheduled for production. All Custom Orders require 50% deposit, the balance prepaid prior to shipment.

CREDIT: Credit accounts may be established upon Omni Pacific's acceptance of customer's references. Credit accounts must be current before further purchase orders are accepted or shipment made.

NEW ACCOUNTS: Possession of this price list does not constitute an offer to sell. Please contact the factory or your factory representative.

SHIPPING: Normal shipments are Blanket Wrapped & KD or "Knock Down", requiring some dealer assembly. All our goods are sold F.O.B. El Cajon, CA, with handling in transit at our purchaser's risk. We will adhere to any routing prescribed by our customer, whenever possible, but reserve the right to make changes we feel are necessary. All freight charges will be the sole responsibility of the customer and will be billed directly to the customer by the freight carrier.

CLAIMS: Legal title to merchandise passes to the buyer upon acceptance by the carrier. All cartons must be carefully inspected upon delivery for visible and concealed damage. If concealed damage has occurred, the carrier must be notified and the claim filed within fifteen (15) days. All of our merchandise is thoroughly inspected before it leaves the factory; therefore, it is the buyer's sole responsibility of seeking recourse against the carrier.

RETURNS: No returns on Custom Color orders. Returns will not be accepted without written authorization by Omni Pacific. Customer service personnel will provide the necessary forms and Bills of Lading. Returns which are not authorized and not accompanied by the proper documentation will be refused. All freight charges incurred in the return will be the sole responsibility of the customer. A restocking charge will be made on authorized returns of standard product.

CUSTOM COLORS: Custom Colors are any laminate colors not specified as Standard Colors within each furniture line. Refer to Price List for specific pricing or percentage upcharge for Custom Colors. No cancellations or returns on Custom Color orders.

COM: Contact Omni Pacific Customer Service for yardage required on COM tackboard fabric. Omni Pacific will not be responsible for defects or performance of customer's own fabrics.

LIMITED WARRANTY: All items manufactured by Omni Pacific are warranted to the original purchaser against defect for a period of five years from the date of invoice. We will repair or replace, at Omni Pacific's discretion, any defective item which is the result of defective workmanship, when returned to Omni Pacific's factory at the purchaser's expense during the warranty period. In no event shall liability under this warranty exceed the original price of the defective furniture. We will not repair or replace any item which has been abused or subjected to any use other than that which was originally intended for our product. Warranty on plastic laminate is not covered by Omni Pacific but is covered by laminate manufacturers under their warranty only.

There are no other warranties expressed or implied.

CONSTRUCTION SPECS: A copy of construction specifications for our products is available upon request, from your Sales Representative or the Factory.





LAMINATES

OMNI PACIFIC Case Laminates

used on End Panels, Modesty Panels, Supports, Pedestals & Cabinet Cases

NEUTRA

PEBBLE

STONE

GREY

SLATE

BLACK

FORMICA Worksurface Patterns

7022	Natural Canvas
7218	Prairie Terra
7230	Desert Erosion
7266	Cotta Stone
7013	Santa Fe Slate
522	Blue Silk Graft
7267	Concrete Stone
7220	Tundra Terra
2493	Stone Dust
7023	Gray Canvas
7264	Lime Stone
7208	Mineral Metalcraft
7014	Colorado Slate
7213	Earth Wash
299	Ebony Oxide

WILSONART Worksurface Laminates

4655-60	Natural Legacy
4673-60	Saffron Tigris
4738-60	Ochre Roletta
4663-60	Tawny Legacy
4669-60	Natural Tigris
4680-60	Lodestone
4656-60	Bronze Legacy
4672-60	Curry Tigris
1763-60	Brune Slate
2902-60	Chargrey Suede
4649-60	Adriatic Sands
4142-60	Grey Glace
10767-60	Maple Sugar
10768-60	Golden Anagré
7062-60	Congo Spruce

FORMICA Worksurface Woodgrains

91847-58	Swedish Maple
756-58	Natural Maple
7012-58	Amber Maple
2567-58	Copper Beech
7011-43	African Limba
7008-43	Acajou Mahogany
744-58	Lacewood
1150-43	Vosges Pear
7583-58	Victorian Mahogany
7481-58	Natural Birch
91849-58	Red Maple
7285-58	Violin Figured Annigre
7737-58	Natural Cherry
5904-43	Wild Cherry
7759-43	Select Cherry

NEVAMAR Worksurface Laminates

ES-2-1T	Ivory Essence
TQ-2-1T	Crème Tranquility
WZ-0018T	Natural Bamboo
MR-2-6T	Straw Matrix
DCN-002T	Firedance
WA-0001N	Golden Anigre
MR-2-5T	Taupe Matrix
ES-6-3T	Smoke Essence
W-8325T	Sovereign Cherry
MR-6-5T	Winter Gray Matrix
ALT-005T	Wall Street Illusion
WA-0002N	Tangier Anigre
PTB-001	Laguna Patina II
ES-6-2T	Charcoal Essence
WC-5581N	Blossom Cherry

PIONITE Worksurface Laminates

AT111-N	Caramel Crepe	WY301-H	Java Mahogany
AT981-N	Coriander Fiber	AG341-N	Opti Gray Crepe
AT991-N	Wheat Fiber	AG291-N	Gray Santos
WM971-N	Sugar Maple	AR301-N	Melange
WC431-H	Millwork Cherry	AT251-N	Beige Crepe
AG301-N	Pebble Santos	MT400-N	Fillete Marble
AG331-N	Stonedust Crepe		
AG321-N	Gray Fiesta		

Custom Colors for worksurfaces, drawer fronts and doors ONLY are available in Woodgrains and Solid Colors in Formica, NevaMar, WilsonArt and Pionite laminates for an additional 10% upcharge on the affected pieces. The upcharge may be waived on orders with 10 or more worksurfaces in the same Custom Color. Please contact Sales Representative or Factory.

OMNI PACIFIC

505 Raleigh Avenue, El Cajon, CA 92020

800.822.0832 619.579.6664 FAX 619.579.2705

e-mail info@omnipacific.comwebsite www.omnipacific.com

**OMNI PACIFIC EDGE FINISHES****Waterfall Vinyl Edge for:****OMNI PACIFIC
Colors****WilsonArt Laminate
Equivalent**

Curvilinear Worksurfaces(Pg 11)

PEBBLE

Pebble D337

STONE

Featherstone D72

Reception Counters(Pg 92)

GREY

Dove Grey D92

SLATE

Slate Grey D91

BLACK

Black 1595

OMNI PACIFIC STANDARD FABRICS

For use on all Omni Pacific Tackboards and Action Walls™

**Maharam Alliance (Grade - MA)
#900412-****Guilford Collection 1 (Grade - G1)
Select from any color within
the following patterns:**

006	Surf Spray
005	Green Tint
003	Nickel Silver
018	Ivory
014	Cashew
010	Pale Iris
015	Bisque
001	Cork
002	Quarry
004	Celadon
016	Peach Amber
013	Fog
011	Wisteria
007	Slate
017	Faded Rose
012	Mauve Wine
009	Ink
008	Allure

2299	Bailey
2818	Orissa
2822	Grille
2823	Hopscotch
2838	Lido
3553	Lucida
4052	Belgrade
9791	Sandpiper

**Guilford Tackboards (Grade - GT)
Select from any color within
the following patterns:**

3500	Crosscurrents
3516	Hieroglyphics
3519	Intaglio
3554	Carrara
3571	Pavilion

Custom fabrics for tackboards or panels are available from Guilford for an additional upcharge. Please contact your Sales Representative or the Factory for pricing. For COM fabric, please use standard prices.


OMNI PACIFIC

505 Raleigh Avenue, El Cajon, CA 92020
800.822.0832 619.579.6664 FAX 619.579.2705
e-mail info@omnipacific.com
website www.omnipacific.com





OMNI PACIFIC



PERIMETERS
CURVILINEAR™

TYPICALS

The following pages contain the more popular
workstation configurations in the Perimeters
furniture series.

These stations are shown with their total List Prices
for budgeting purposes.

OMNI PACIFIC

505 Raleigh Avenue, El Cajon, CA 92020
800.822.0832 619.579.6664 FAX 619.579.2705
e-mail info@omnipacific.com
website www.omnipacific.com





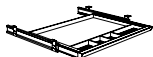
10% Price increase

EFFECTIVE APRIL 1, 2007



Options:

➤ Pencil Drawers



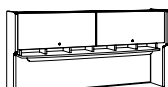
➤ Tower Caddies




➤ Desktop Electrical & Voice/Data



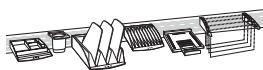
➤ Executive Project Shelves



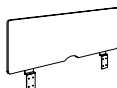
➤ Executive Project Sorter



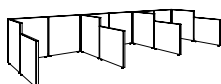
➤ ActionBars™



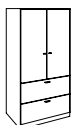
➤ ActionPanels™



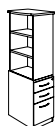
➤ ActionWalls™



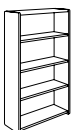
➤ "Vault" Cabinetry



➤ Personal Storage



➤ Bookcases



➤ Lateral Files



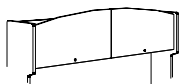
➤ Mobile Pedestals



➤ Freestanding Cabinetry



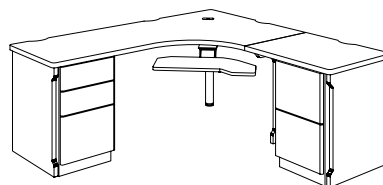
➤ Crowned Options



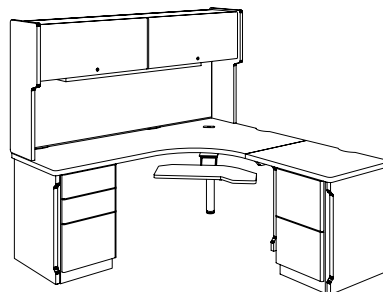
OMNI PACIFIC

TYPICALS

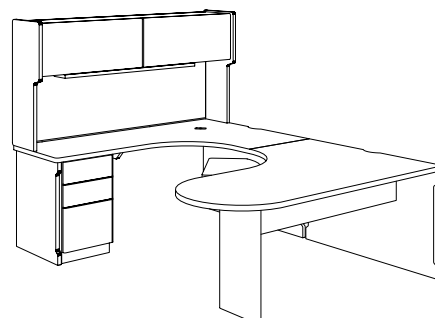
PERIMETERS CORNER STATION



PERIMETERS CORNER STATION WITH FLIPPER DOOR OVERHEAD



PERIMETERS "U" STATION WITH WING CORNER

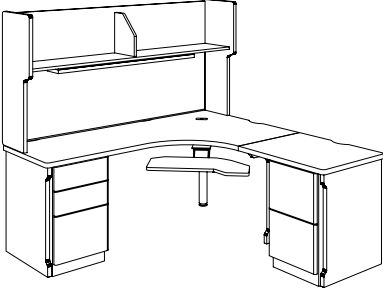
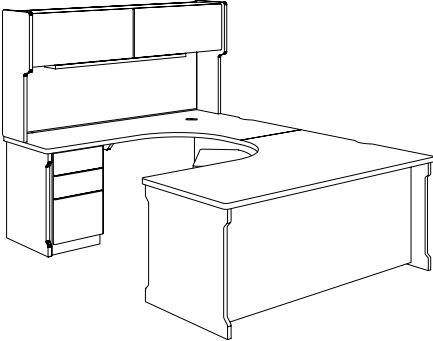
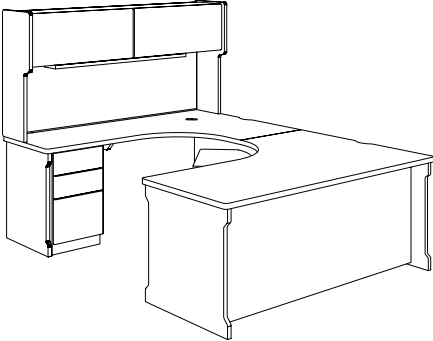





10% Price increase

EFFECTIVE APRIL 1, 2007



TYPICALS, CONTINUED

DESCRIPTION		LIST PRICE
	➤ PERIMETERS CORNER STATION	2480
	Extended Corner End 72" x 42" Straight End 30" x 24" Box Box File Pedestal File File Pedestal Articulating Keyboard/Mouse Platform	
	PERIMETERS CORNER STATION WITH OPEN OVERHEAD	3275
	Extended Corner End 72" x 42" Straight End 30" x 24" Open Overhead Assembly 72" Tasklight Box Box File Pedestal File File Pedestal Articulating Keyboard/Mouse Platform	
	➤ PERIMETERS CORNER STATION WITH FLIPPER DOOR OVERHEAD	3730
	Extended Corner End 72" x 42" Straight End 30" x 24" Flipper Door Overhead Assembly 72" Tasklight Box Box File Pedestal File File Pedestal Articulating Keyboard/Mouse Platform	
	PERIMETERS "U" STATION WITH SPECIAL CORNER END	4528
	Special Corner End 72" x 48" x 24" Deep Special Corner End 48" x 72" x 30" Deep Flipper Overhead Assembly 72" Tasklight Box Box File Pedestal File File Pedestal Articulating Keyboard/Mouse Platform Modesty Panel 72"	
	➤ PERIMETERS "U" STATION WITH WING CORNER	3777
	Special Corner End 72" x 48" Wing Corner 48" x 72" Flipper Overhead Assembly 72" Tasklight Box Box File Pedestal Articulating Keyboard/Mouse Platform	
	PERIMETERS "U" STATION WITH "P" SHAPED CORNER	4025
	Special Corner End 72" x 48" "P" Shaped Corner 48" x 72" Flipper Overhead Assembly 72" Tasklight Box Box File Pedestal Articulating Keyboard/Mouse Platform	





10% Price increase

EFFECTIVE APRIL 1, 2007



PERIMETERS
CURVILINEAR™

Options:

➤ Pencil Drawers



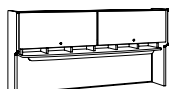
➤ Tower Caddies




➤ Desktop Electrical & Voice/Data




➤ Executive Project Shelves



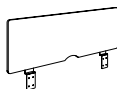
➤ Executive Project Sorter



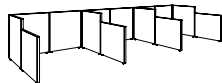
➤ ActionBars™



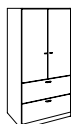
➤ ActionPanels™



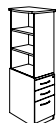
➤ ActionWalls™



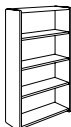
➤ "Vault" Cabinetry



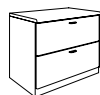
➤ Personal Storage



➤ Bookcases



➤ Lateral Files



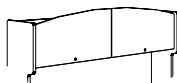
➤ Mobile Pedestals



➤ Freestanding Cabinetry



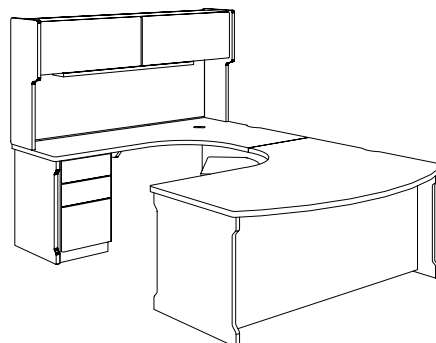
➤ Crowned Options



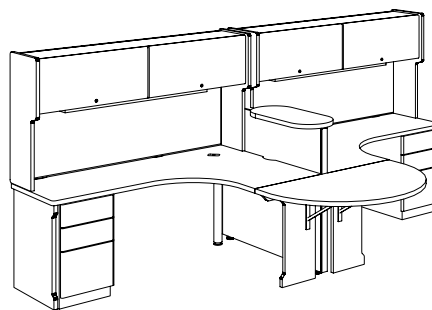
OMNI PACIFIC

TYPICALS

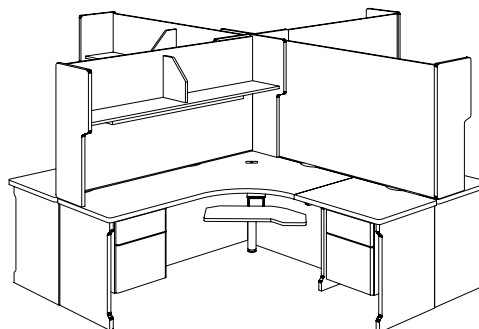
PERIMETERS "U" STATION WITH CROWNED CORNER



DUAL CORNER STATIONS WITH SHARED CONFERENCE



QUAD CORNER STATIONS WITH OPEN OVERHEADS

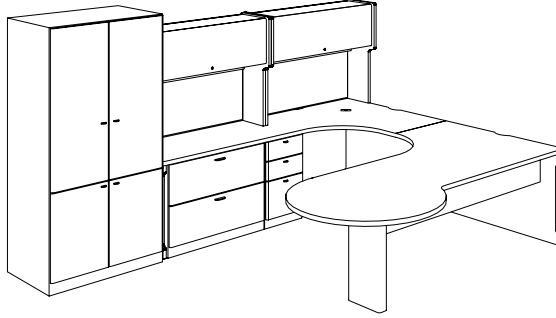
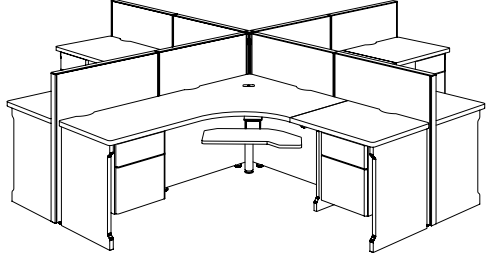
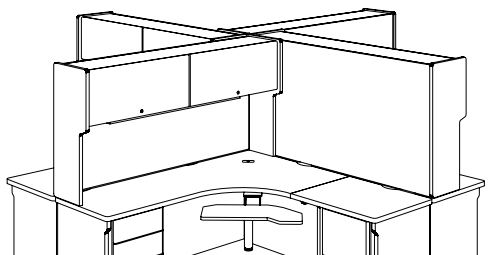



10% Price increase

EFFECTIVE APRIL 1, 2007



TYPICALS, CONTINUED

	DESCRIPTION	LIST PRICE
	➤ PERIMETERS "U" STATION WITH CROWNED CORNER	4419
	Special Corner End 72" x 48" Crowned Corner 48" x 72" Flipper Door Overhead Assembly 72" Tasklight Box Box File Pedestal File File Pedestal Articulating Keyboard/Mouse Platform	
	EXECUTIVE PRIVATE OFFICE WITH "P" SHAPED CORNER	6914
	Special Corner End 96" x 48" "P" Shaped Corner 48" x 72" (2) Flipper Door Overhead Assemblies 72" (2) Tasklights Lateral File 36" Box Box File Pedestal Vault Cabinet 36"W x 72"H	
	➤ DUAL CORNER STATIONS WITH SHARED CONFERENCE	6367
	(2) Extended Corner Ends 72" x 48" Half Conference 30"D x 50"W (2) Flipper Door Overhead Assembly 72" (2) Tasklight (2) Box Box File Pedestal ActionWall 42"H x 48"W Radiused Reception Counter 30" x 14"	
	QUAD CORNER STATIONS WITH ACTIONWALL PANELS	11,913
	(4) Extended Corner Ends 72" x 42" (4) Straight Ends 30" x 24" (8) Box File Pedestal (4) Articulating Keyboard/Mouse Platforms (8) ActionWalls 42"H x 36"W ActionWall 4-Way Post	
	➤ QUAD CORNER STATIONS WITH OPEN OVERHEADS	13,340
	(4) Extended Corner Ends 72" x 42" (4) Straight Ends 30" x 24" (8) Box File Pedestals (4) Articulating Keyboard/Mouse Platforms (4) Open Overhead Assemblies 72" (4) Tasklights (4) Modesty Panels 72"	
	QUAD CORNER STATIONS WITH FLIPPER DOOR OVERHEADS	16,008
	(4) Extended Corner Ends 72" x 42" (4) Straight Ends 30" x 24" (4) Box Box File Pedestals (4) File File Pedestals (4) Articulating Keyboard/Mouse Platforms (4) Flipper Door Overhead Assemblies 72" (4) Tasklights (4) Modesty Panels 72"	





10% Price increase

EFFECTIVE APRIL 1, 2007



10% Price increase

EFFECTIVE APRIL 1, 2007



OMNI PACIFIC



PERIMETERS CURVILINEAR™

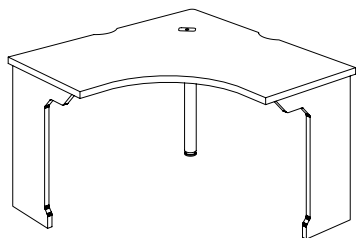
Curvilinear workstations for team and stand alone offices,
incorporating **OMNI PACIFIC**'s unique freestanding design.

Six basic shapes in a full compliment of sizes provide
a broad choice of design options

OMNI PACIFIC

505 Raleigh Avenue, El Cajon, CA 92020
800.822.0832 619.579.6664 FAX 619.579.2705
e-mail info@omnipacific.com
website www.omnipacific.com



**OMNI
PACIFIC**

Product Specifications,
related products
and options

Top:
Thickness 1-3/16"

Cable Access Supports:
Thickness 1"
equipped with leveling glides

Attaches to:
Extended Corner
Extended Corner End
Straight Connector
Straight End
Radius End
Half Conference
Wing Corner
"P" Shaped Corner

Options:

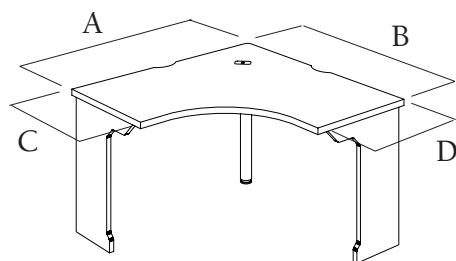
- Modesty Panels
(Pg 50)
- Curved Articulating Keyboard Shelf
(Pg 52)
- Articulating Keyboard/Mouse Platform
(Pg 52)
- ActionWalls™
(Pg 86)
- Desktop Electrical & Voice/Data
(Pg 56)



COMPONENT	A	B	C	D	Ht
-----------	---	---	---	---	----

PERIMETERS™ CORNERS

36	36	24	24	29
----	----	----	----	----



42	42	24	24	29
----	----	----	----	----

42	42	24	30	29
----	----	----	----	----

42	42	30	24	29
----	----	----	----	----

42	42	30	30	29
----	----	----	----	----

48	48	24	24	29
----	----	----	----	----

48	48	24	30	29
----	----	----	----	----

48	48	30	24	29
----	----	----	----	----

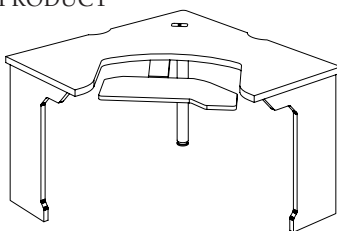
48	48	30	30	29
----	----	----	----	----

60	60	24	24	29
----	----	----	----	----

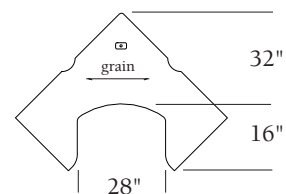
60	60	24	30	29
----	----	----	----	----

60	60	30	24	29
----	----	----	----	----

60	60	30	30	29
----	----	----	----	----

**PERIMETERS™ FLAT SCREEN
CORNERS****WITH
ARTICULATING KEYBOARD/
MOUSE PLATFORM****NEW PRODUCT**

48	48	24	24	29
----	----	----	----	----

**STANDARD INCLUDES**

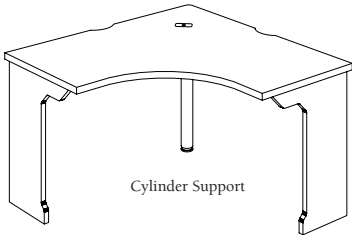

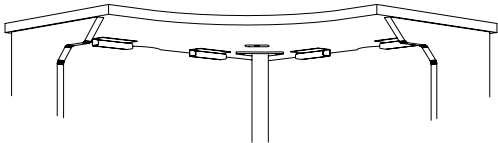
- Worksurface: High Pressure Laminate
- Waterfall Vinyl Edge Front & Back
- Connecting Side Edges (not exposed after installation) are PVC Banded
- Cylinder Support(CS) for Back Corner
- Cable Scallops: Centered on Sides A & B
- Cable Grommet centered in corner, 6" from back edges
- Cable Management Channels under worksurface
- Adjustable Leveling Glides & Connecting Hardware Package





PERIMETERS™ CORNERS, CONTINUED

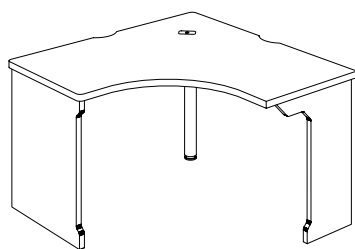


MODEL NUMBER	DESCRIPTION	WEIGHT	LIST PRICE
PC3636-22 †	<i>Freestanding Corner Unit</i>	69	628
	<i>Basic Building Unit for developing fluid workstations.</i>		
PC4242-22	<i>Most corners accept curved articulating keyboard shelves that lower and retract beneath the worksurface</i>	83	682
PC4242-23 †		85	690
PC4242-32 †		85	690
PC4242-33 †	<i>(Corners with † designation do not accept curved keyboard shelves).</i>	90	701
	<i>1" clearance behind Cable Access Support(CAS)</i>		
PC4848-22	<i>accommodates optional modesty panels or power/voice/data cable passage.</i>	100	813
PC4848-23		105	821
PC4848-32	<i>Additional Perimeters™ shapes easily attach and extend the curvilinear worksurfaces.</i>	105	821
PC4848-33		114	844
PC6060-22		127	1051
PC6060-23		134	1056
PC6060-32		134	1056
PC6060-33		141	1086
			
	Cylinder Support		
			
	Cable Access Support		
	End to be connected to another component		
	Cable Access Support		
	End to be connected to another component		
PFSC4848-22		105	1118
			
	Cable Managers under Worksurface		

REQUIRED FOR ORDERING

- Model Number
- Worksurface Laminate Number & Name from Color Compatibles Laminate Cards
- Case Laminate for Supports selected from:
Neutra, Pebble, Stone, Grey, Slate or Black ◀ NEW CASE LAMINATE OFFERING
- Waterfall Vinyl Edge Color selected from:
Pebble, Stone, Grey, Slate or Black
- Floor Plan of order for Model Number confirmation





Product Specifications,
related products
and options

Top:
Thickness 1-3/16"

Cable Access Supports:
Thickness 1"
equipped with leveling glides



Attaches to:
Extended Corner
Extended Corner End
Straight Connector
Straight End
Radius End
Half Conference
Wing Corner
"P" Shaped Corner



Options:

- Modesty Panels
(Pg 50)
- Curved Articulating Keyboard Shelf
(Pg 52)
- Articulating Keyboard/Mouse Platform
(Pg 52)
- ActionWalls™
(Pg 86)
- Desktop Electrical & Voice/Data
(Pg 56)

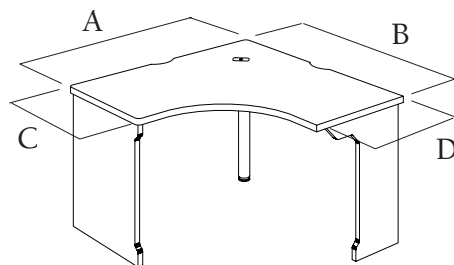
OMNI PACIFIC

COMPONENT

PERIMETERS™ CORNERS

END PANEL LEFT

NEW PRODUCT



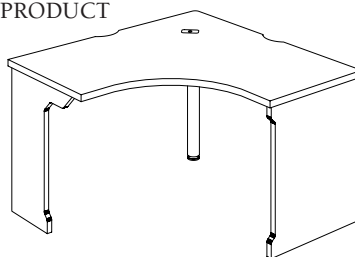
A	B	C	D	Ht
48	48	24	24	29
48	48	24	30	29
48	48	30	24	29
48	48	30	30	29

60	60	24	24	29
60	60	24	30	29
60	60	30	24	29
60	60	30	30	29

PERIMETERS™ CORNERS

END PANEL RIGHT

NEW PRODUCT



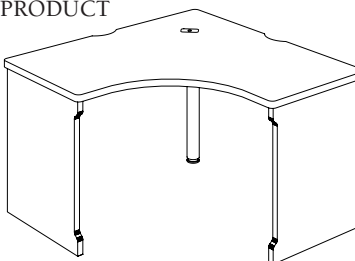
48	48	24	24	29
48	48	24	30	29
48	48	30	24	29
48	48	30	30	29

60	60	24	24	29
60	60	24	30	29
60	60	30	24	29
60	60	30	30	29

PERIMETERS™ CORNERS

END PANEL BOTH SIDES

NEW PRODUCT



48	48	24	24	29
48	48	24	30	29
48	48	30	24	29
48	48	30	30	29

60	60	24	24	29
60	60	24	30	29
60	60	30	24	29
60	60	30	30	29

STANDARD INCLUDES

- Worksurface: High Pressure Laminate
- Waterfall Vinyl Edge Front & Back
- Connecting Side Edges (not exposed after installation) are PVC Banded
- Cylinder Support(CS) for Back Corner
- Cable Scallops: Centered on Sides A & B
- Cable Grommet centered in corner, 6" from back edges
- Cable Management Channels under worksurface
- Adjustable Leveling Glides & Connecting Hardware Package

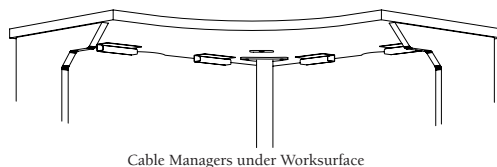
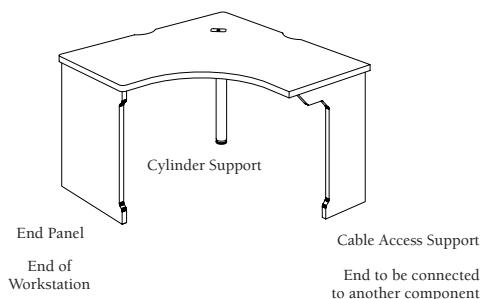




PERIMETERS™ CORNERS, CONTINUED



MODEL NUMBER	DESCRIPTION	WEIGHT	LIST PRICE
PCLE4848-22	<i>Freestanding Corner Unit Basic Building Unit for developing fluid workstations. Most corners accept curved articulating keyboard shelves that lower and retract beneath the worksurface 1" clearance behind Cable Access Support (CAS) accommodates optional modesty panels or power/voice/data cable passage. Additional Perimeters™ shapes easily attach and extend the curvilinear worksurfaces.</i>	107	822
PCLE4848-23		112	839
PCLE4848-32		112	839
PCLE4848-33		121	853
PCLE6060-22		134	1061
PCLE6060-23		141	1066
PCLE6060-32		141	1066
PCLE6060-33		148	1096
PCRE4848-22		107	822
PCRE4848-23		112	839
PCRE4848-32		112	839
PCRE4848-33		121	853
PCRE6060-22		134	1061
PCRE6060-23		141	1066
PCRE6060-32		141	1066
PCRE6060-33		148	1096
PC2E4848-22		114	833
PC2E4848-23		119	841
PC2E4848-32		119	841
PC2E4848-33		128	864
PC2E6060-22		141	1071
PC2E6060-23		148	1076
PC2E6060-32		148	1076
PC2E6060-33		155	1106



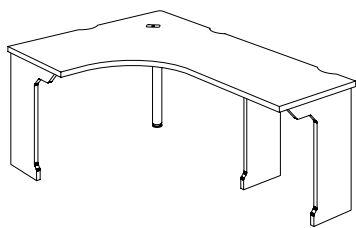
REQUIRED FOR ORDERING

- Model Number
- Worksurface Laminate Number & Name from Color Compatibles Laminate Cards
- Case Laminate for Supports selected from:
Neutra, Pebble, Stone, Grey, Slate or Black ◀ NEW CASE LAMINATE OFFERING
- Waterfall Vinyl Edge Color selected from:
Pebble, Stone, Grey, Slate or Black
- Floor Plan of order for Model Number confirmation





OMNI PACIFIC



Product Specifications,
related products
and options

Top:
Thickness 1-3/16"

Cable Access Supports:
Thickness 1"
equipped with leveling glides

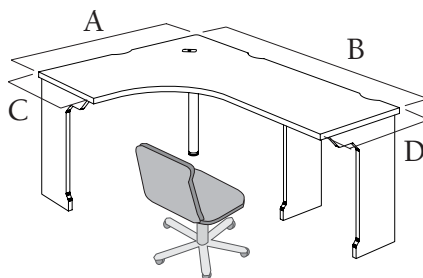
Attaches to:
Extended Corner
Extended Corner End
Straight Connector
Straight End
Radius End
Half Conference
Wing Corner
"P" Shaped Corner

Options:

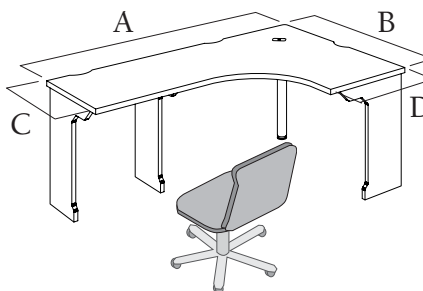
- Modesty Panels
(Pg 50)
- Curved Articulating Keyboard Shelf
(Pg 52)
- Articulating Keyboard/Mouse Platform
(Pg 52)
- ActionWalls™
(Pg 86)
- Desktop Electrical & Voice/Data
(Pg 56)

COMPONENT

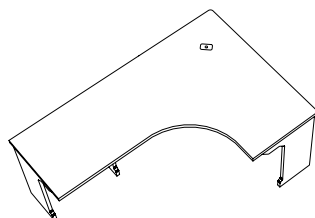
PERIMETERS™ EXTENDED CORNERS



Handedness of Extended Corners
is from seat location with A Dim. on Left
& B Dim. on Right



Extended Corners may be ordered with NO CABLE
SCALLOPS by adding the suffix -NS to the model
number (ie. PXC6648-22-NS)



STANDARD INCLUDES

- Worksurface: High Pressure Laminate
- Waterfall Vinyl Edge Front & Back
- Connecting Side Edges (not exposed after installation) finished in grey PVC
- Cylinder Support(CS) for Back Corner
- Cable Scallops: One Centered on 48" Side & (2) on Extended Side
- Cable Grommet centered in corner, 6" from back edges
- Cable Management Channels under worksurface
- Adjustable Leveling Glides & Connecting Hardware Package

A B C D Ht

42 60 24 24 29

42 60 30 24 29

60 42 24 24 29

60 42 24 30 29

42 66 24 24 29

42 66 30 24 29

66 42 24 24 29

66 42 24 30 29

42 72 24 24 29

42 72 30 24 29

72 42 24 24 29

72 42 24 30 29

48 60 24 24 29

48 60 30 24 29

48 60 24 30 29

60 48 24 24 29

60 48 24 30 29

60 48 30 24 29

48 66 24 24 29

48 66 30 24 29

48 66 24 30 29

66 48 24 24 29

66 48 24 30 29

66 48 30 24 29

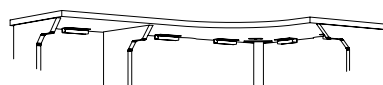
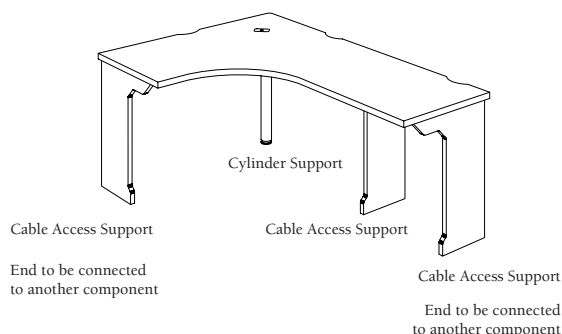




PERIMETERS™ EXTENDED CORNERS, CONTINUED



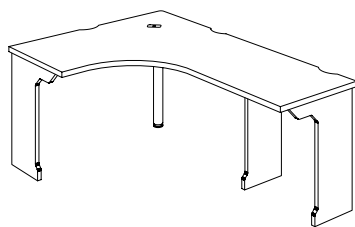
MODEL NUMBER	DESCRIPTION	WEIGHT	LIST PRICE
PXC4260-22	Freestanding Corner Unit	107	917
PXC4260-32	Basic Building Unit for developing fluid	109	925
PXC6042-22	workstations.	107	917
PXC6042-23	Extended corners accept curved articulating	109	925
	keyboard shelves that lower and retract beneath		
PXC4266-22	the worksurface	114	946
PXC4266-32	1" clearance behind Cable Access Supports(CAS)	116	954
PXC6642-22	accommodates optional modesty panels	114	946
PXC6642-23	or power/voice/data cable passage.	116	954
	Additional Perimeters™ shapes easily attach and		
	extend the curvilinear worksurfaces.		
PXC4272-22		114	956
PXC4272-32		116	964
PXC7242-22		114	956
PXC7242-23		116	964
PXC4860-22		119	918
PXC4860-32		121	926
PXC4860-23		123	926
PXC6048-22		119	918
PXC6048-23		121	926
PXC6048-32		123	926
PXC4866-22		123	946
PXC4866-32		125	954
PXC4866-23		127	954
PXC6648-22		123	946
PXC6648-23		125	954
PXC6648-32		127	954



REQUIRED FOR ORDERING

- Model Number
- Worksurface Laminate Number & Name from Color Compatibles Laminate Cards
- Case Laminate for Supports selected from:
Neutra, Pebble, Stone, Grey, Slate or Black ◀ NEW CASE LAMINATE OFFERING
- Waterfall Vinyl Edge Color selected from:
Pebble, Stone, Grey, Slate or Black
- Floor Plan of order for Model Number confirmation



**OMNI
PACIFIC**

Product Specifications,
related products
and options

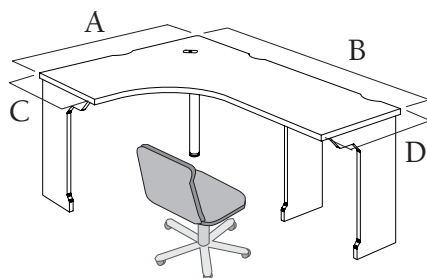
Top:
Thickness 1-3/16"

Cable Access Supports:
Thickness 1"
equipped with leveling glides

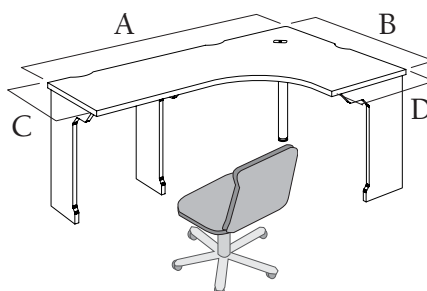
Attaches to:
Extended Corner
Extended Corner End
Straight Connector
Straight End
Radius End
Half Conference
Wing Corner
"P" Shaped Corner

Options:

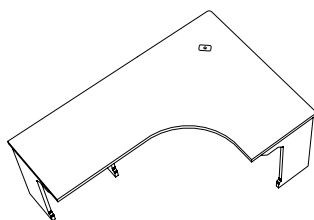
- Modesty Panels
(Pg 50)
- Curved Articulating Keyboard Shelf
(Pg 52)
- Articulating Keyboard/Mouse Platform
(Pg 52)
- ActionWalls™
(Pg 86)
- Desktop Electrical & Voice/Data
(Pg 56)

COMPONENT**A B C D Ht****PERIMETERS™****EXTENDED CORNERS**

Handedness of Extended Corners
is from seat location with A Dim. on Left
& B Dim. on Right



Extended Corners may be ordered with NO CABLE
SCALLOPS by adding the suffix **-NS** to the model
number (ie. PXC8448-22-NS)



48	72	24	24	29
48	72	30	24	29
48	72	24	30	29
48	72	30	30	29
72	48	24	24	29
72	48	24	30	29
72	48	30	24	29
72	48	30	30	29

48	78	24	24	29
48	78	30	24	29
48	78	24	30	29
48	78	30	30	29
78	48	24	24	29
78	48	24	30	29
78	48	30	24	29
78	48	30	30	29

48	84	24	24	29
48	84	30	24	29
48	84	24	30	29
48	84	30	30	29
84	48	24	24	29
84	48	24	30	29
84	48	30	24	29
84	48	30	30	29

STANDARD INCLUDES

- Worksurface: High Pressure Laminate
- Waterfall Vinyl Edge Front & Back
- Connecting Side Edges (not exposed after installation) are PVC Banded
- Cylinder Support(CS) for Back Corner
- Cable Scallops: One Centered on 48" Side & (2) on Extended Side
- Cable Grommet centered in corner, 6" from back edges
- Cable Management Channels under worksurface
- Adjustable Leveling Glides & Connecting Hardware Package



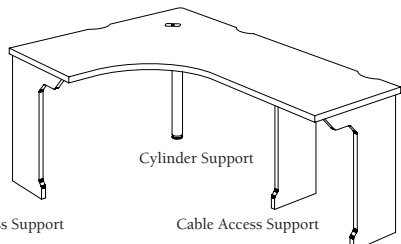
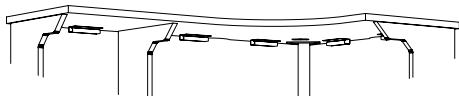


10% Price increase

EFFECTIVE APRIL 1, 2007

PERIMETERS™ EXTENDED CORNERS, CONTINUED



MODEL NUMBER	DESCRIPTION	WEIGHT	LIST PRICE
PXC4872-22	Freestanding Corner Unit	128	951
PXC4872-32	Basic Building Unit for developing fluid	130	965
PXC4872-23	workstations.	132	965
PXC4872-33	Extended corners accept curved articulating	132	975
PXC7248-22	keyboard shelves that lower and retract beneath	128	951
PXC7248-23	the worksurface	130	965
PXC7248-32	1" clearance behind Cable Access Supports(CAS)	132	965
PXC7248-33	accommodates optional modesty panels	132	975
	or power/voice/data cable passage.		
PXC4878-22	Additional Perimeters™ shapes easily attach and	132	1026
PXC4878-32	extend the curvilinear worksurfaces.	134	1034
PXC4878-23		136	1034
PXC4878-33		136	1044
PXC7848-22		132	1026
PXC7848-23		134	1034
PXC7848-32		136	1034
PXC7848-33		136	1044
		137	1051
PXC4884-22		139	1059
PXC4884-32		141	1059
PXC4884-23		141	1069
PXC4884-33		137	1051
PXC8448-22		139	1059
PXC8448-23		141	1059
PXC8448-32		141	1059
PXC8448-33		141	1069
			

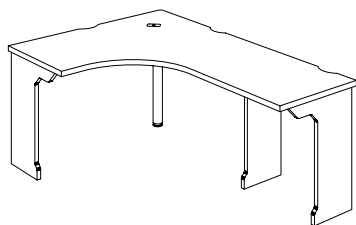
REQUIRED FOR ORDERING

- Model Number
- Worksurface Laminate Number & Name from Color Compatibles Laminate Cards
- Case Laminate for Supports selected from:
Neutra, Pebble, Stone, Grey, Slate or Black ◀ NEW CASE LAMINATE OFFERING
- Waterfall Vinyl Edge Color selected from:
Pebble, Stone, Grey, Slate or Black
- Floor Plan of order for Model Number confirmation



10% Price increase

EFFECTIVE APRIL 1, 2007

**OMNI
PACIFIC**

Product Specifications,
related products
and options

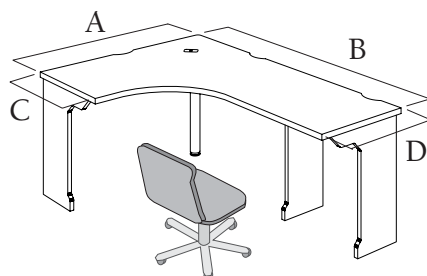
Top:
Thickness 1-3/16"

Cable Access Supports:
Thickness 1"
equipped with leveling glides

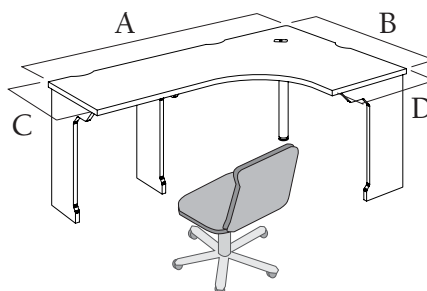
Attaches to:
Extended Corner
Extended Corner End
Straight Connector
Straight End
Radius End
Half Conference
Wing Corner
"P" Shaped Corner

Options:

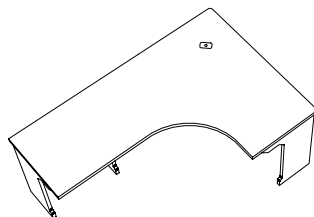
- Modesty Panels
(Pg 50)
- Curved Articulating Keyboard Shelf
(Pg 52)
- Articulating Keyboard/Mouse Platform
(Pg 52)
- ActionWalls™
(Pg 86)
- Desktop Electrical & Voice/Data
(Pg 56)

COMPONENT**A B C D Ht****PERIMETERS™****EXTENDED CORNERS**

Handedness of Extended Corners
is from seat location with A Dim. on Left
& B Dim. on Right



Extended Corners may be ordered with NO CABLE
SCALLOPS by adding the suffix -NS to the model
number (ie. PXC9648-22-NS)

**STANDARD INCLUDES**

- Worksurface: High Pressure Laminate
- Waterfall Vinyl Edge Front & Back
- Connecting Side Edges (not exposed after installation) are PVC Banded
- Cylinder Support(CS) for Back Corner
- Cable Scallops: One Centered on 48" Side & (2) on Extended Side
- Cable Grommet centered in corner, 6" from back edges
- Cable Management Channels under worksurface
- Adjustable Leveling Glides & Connecting Hardware Package

48	90	24	24	29
48	90	30	24	29
48	90	24	30	29
48	90	30	30	29
90	48	24	24	29
90	48	24	30	29
90	48	30	24	29
90	48	30	30	29

48	96	24	24	29
48	96	30	24	29
48	96	24	30	29
48	96	30	30	29
96	48	24	24	29
96	48	24	30	29
96	48	30	24	29
96	48	30	30	29

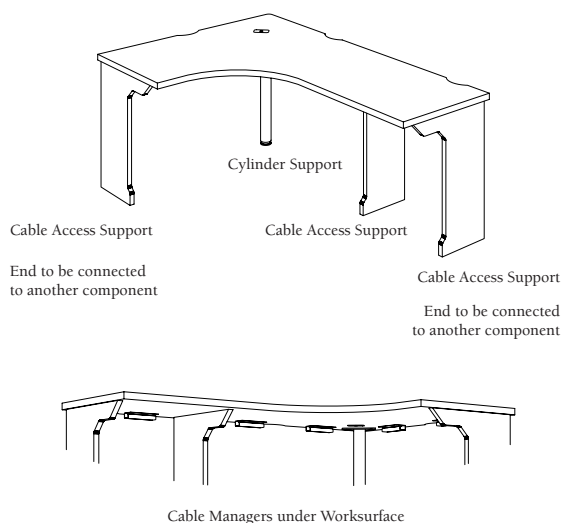




PERIMETERS™ EXTENDED CORNERS, CONTINUED



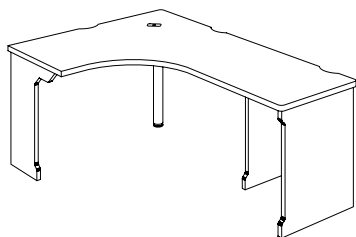
MODEL NUMBER	DESCRIPTION	WEIGHT	LIST PRICE
PXC4890-22	Freestanding Corner Unit	133	1064
PXC4890-32	Basic Building Unit for developing fluid	135	1072
PXC4890-23	workstations.	137	1072
PXC4890-33	Extended corners accept curved articulating	137	1082
PXC9048-22	keyboard shelves that lower and retract beneath	133	1064
PXC9048-23	the worksurface	135	1072
PXC9048-32	1" clearance behind Cable Access Supports(CAS)	137	1072
PXC9048-33	accommodates optional modesty panels	137	1082
	or power/voice/data cable passage.		
PXC4896-22	Additional Perimeters™ shapes easily attach and	141	1077
PXC4896-32	extend the curvilinear worksurfaces.	152	1085
PXC4896-23		152	1085
PXC4896-33		155	1095
PXC9648-22		141	1077
PXC9648-23		152	1085
PXC9648-32		152	1085
PXC9648-33		155	1095



REQUIRED FOR ORDERING

- Model Number
- Worksurface Laminate Number & Name from Color Compatibles Laminate Cards
- Case Laminate for Supports selected from:
Neutra, Pebble, Stone, Grey, Slate or Black ◀ NEW CASE LAMINATE OFFERING
- Waterfall Vinyl Edge Color selected from:
Pebble, Stone, Grey, Slate or Black
- Floor Plan of order for Model Number confirmation



**OMNI
PACIFIC**

Product Specifications,
related products
and options

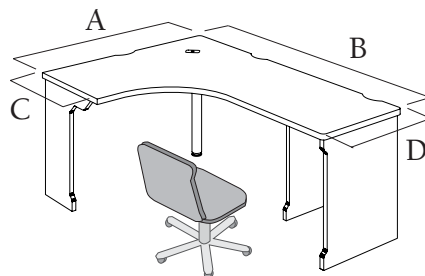
Top:
Thickness 1-3/16"

Cable Access Supports:
Thickness 1"
equipped with leveling glides

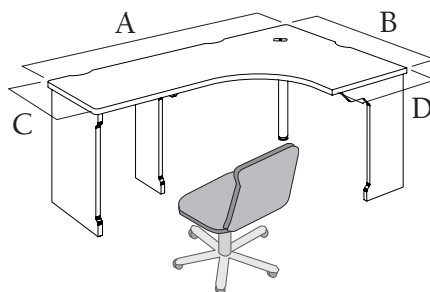
Attaches to:
Extended Corner
Extended Corner End
Straight Connector
Straight End
Radius End
Half Conference
Wing Corner
"P" Shaped Corner

Options:

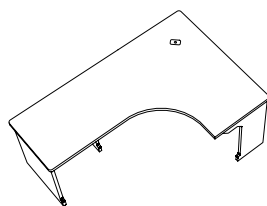
- Modesty Panels
(Pg 50)
- Curved Articulating Keyboard Shelf
(Pg 52)
- Articulating Keyboard/Mouse Platform
(Pg 52)
- ActionWalls™
(Pg 86)
- Desktop Electrical & Voice/Data
(Pg 56)

COMPONENT**A B C D Ht****PERIMETERS™****EXTENDED CORNER ENDS**

Handedness of Extended Corners
is from seat location with A Dim. on Left
& B Dim. on Right



Extended Corner Ends may be ordered with NO
CABLE SCALLOPS by adding the suffix -NS to the
model number(ie. PXCE6648-22-NS)

**STANDARD INCLUDES**

- Worksurface: High Pressure Laminate
- Waterfall Vinyl Edge Front, Back & at End Panel
- Connecting Side Edge (not exposed after installation) is PVC Banded
- Cylinder Support(CS) for Back Corner
- Cable Scallops: One Centered on 48"Side & (2) on Extended Side
- Cable Grommet centered in corner, 6" from back edges
- Cable Management Channels under worksurface
- Adjustable Leveling Glides & Connecting Hardware Package

42 60 24 24 29

42 60 30 24 29

60 42 24 24 29

60 42 24 30 29

42 66 24 24 29

42 66 30 24 29

66 42 24 24 29

66 42 24 30 29

42 72 24 24 29

42 72 30 24 29

72 42 24 24 29

72 42 24 30 29

48 60 24 24 29

48 60 30 24 29

48 60 24 30 29

60 48 24 24 29

60 48 24 30 29

60 48 30 24 29

48 66 24 24 29

48 66 30 24 29

48 66 24 30 29

66 48 24 24 29

66 48 24 30 29

66 48 30 24 29


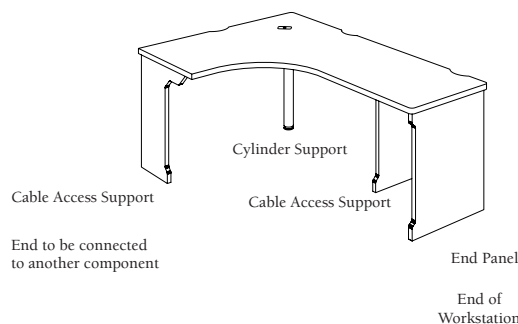




PERIMETERS™ EXTENDED CORNER ENDS, CONTINUED



MODEL NUMBER	DESCRIPTION	WEIGHT	LIST PRICE
PXCE4260-22	<i>Freestanding Corner Unit</i>	107	917
PXCE4260-32	<i>Basic Building Unit for developing fluid</i>	109	924
PXCE6042-22	<i>workstations.</i>	107	917
PXCE6042-23	<i>Extended corners accept curved articulating</i>	109	924
	<i>keyboard shelves that lower and retract beneath</i>		
PXCE4266-22	<i>the worksurface</i>	114	945
PXCE4266-32	<i>1" clearance behind Cable Access Supports(CAS)</i>	116	953
PXCE6642-22	<i>accommodates optional modesty panels</i>	114	945
PXCE6642-23	<i>or power/voice/data cable passage.</i>	116	953
	<i>Additional Perimeters™ shapes easily attach and</i>		
PXCE4272-22	<i>extend the curvilinear worksurfaces.</i>	114	955
PXCE4272-32		116	963
PXCE7242-22		114	955
PXCE7242-23		116	963
PXCE4860-22		119	937
PXCE4860-32		121	947
PXCE4860-23		123	947
PXCE6048-22		119	937
PXCE6048-23		121	947
PXCE6048-32		123	947
PXCE4866-22		123	962
PXCE4866-32		125	973
PXCE4866-23		127	973
PXCE6648-22		123	962
PXCE6648-23		125	973
PXCE6648-32		127	973



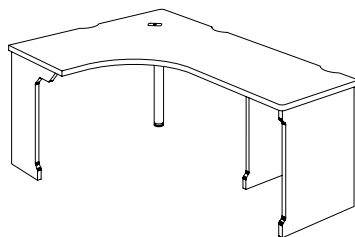
REQUIRED FOR ORDERING

- Model Number
- Worksurface Laminate Number & Name from Color Compatibles Laminate Cards
- Case Laminate for Supports selected from:
Neutra, Pebble, Stone, Grey, Slate or Black ◀ NEW CASE LAMINATE OFFERING
- Waterfall Vinyl Edge Color selected from:
Pebble, Stone, Grey, Slate or Black
- Floor Plan of order for Model Number confirmation





OMNI PACIFIC



Product Specifications,
related products
and options

Top:
Thickness 1-3/16"

Cable Access Supports:
Thickness 1"
equipped with leveling glides

Attaches to:
Extended Corner
Extended Corner End
Straight Connector
Straight End
Radius End
Half Conference
Wing Corner
"P" Shaped Corner

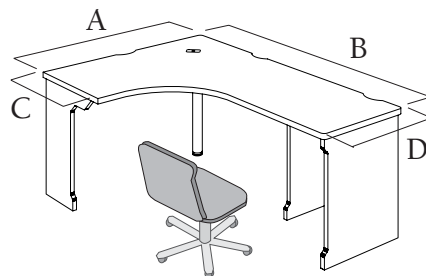
Options:

- Modesty Panels
(Pg 50)
- Curved Articulating Keyboard Shelf
(Pg 52)
- Articulating Keyboard/Mouse Platform
(Pg 52)
- ActionWalls™
(Pg 86)
- Desktop Electrical & Voice/Data
(Pg 56)

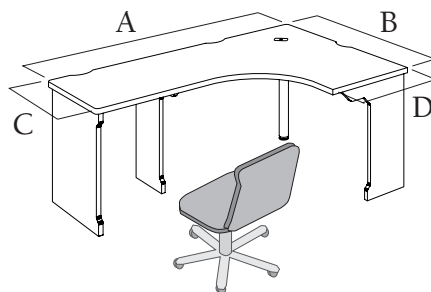
COMPONENT

PERIMETERS™

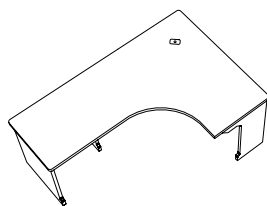
EXTENDED CORNER ENDS



Handedness of Extended Corners
is from seat location with A Dim. on Left
& B Dim. on Right



Extended Corner Ends may be ordered with NO
CABLE SCALLOPS by adding the suffix -NS to the
model number(ie. PXCE8448-22-NS)



STANDARD INCLUDES

- Worksurface: High Pressure Laminate
- Waterfall Vinyl Edge Front, Back & at End Panel
- Connecting Side Edge (not exposed after installation) is PVC Banded
- Cylinder Support(CS) for Back Corner
- Cable Scallops: One Centered on 48"Side & (2) on Extended Side
- Cable Grommet centered in corner, 6" from back edges
- Cable Management Channels under worksurface
- Adjustable Leveling Glides & Connecting Hardware Package

A B C D Ht

48 72 24 24 29

48 72 30 24 29

48 72 24 30 29

48 72 30 30 29

72 48 24 24 29

72 48 24 30 29

72 48 30 24 29

72 48 30 30 29

48 78 24 24 29

48 78 30 24 29

48 78 24 30 29

48 78 30 30 29

78 48 24 24 29

78 48 24 30 29

78 48 30 24 29

78 48 30 30 29

48 84 24 24 29

48 84 30 24 29

48 84 24 30 29

48 84 30 30 29

84 48 24 24 29

84 48 24 30 29

84 48 30 24 29

84 48 30 30 29

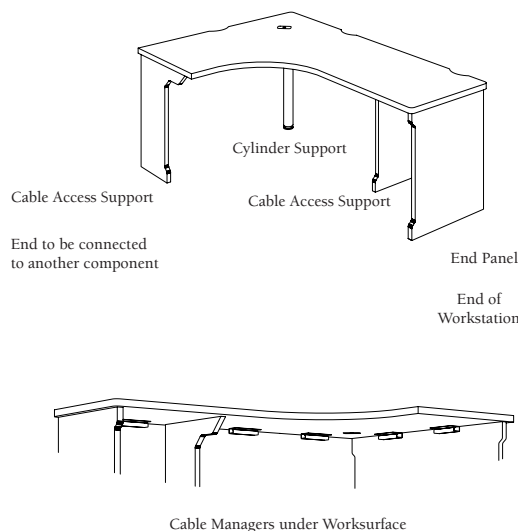




PERIMETERS™ EXTENDED CORNER ENDS, CONTINUED



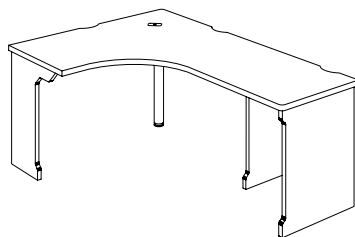
MODEL NUMBER	DESCRIPTION	WEIGHT	LIST PRICE
PXCE4872-22	<i>Freestanding Corner Unit</i>	128	973
PXCE4872-32	<i>Basic Building Unit for developing fluid</i>	130	984
PXCE4872-23	<i>workstations.</i>	132	984
PXCE4872-33	<i>Extended corners accept curved articulating</i>	132	994
PXCE7248-22	<i>keyboard shelves that lower and retract beneath</i>	128	973
PXCE7248-23	<i>the worksurface</i>	130	984
PXCE7248-32	<i>1" clearance behind Cable Access Supports(CAS)</i>	132	984
PXCE7248-33	<i>accommodates optional modesty panels</i>	132	994
	<i>or power/voice/data cable passage.</i>		
PXCE4878-22	<i>Additional Perimeters™ shapes easily attach and</i>	132	1046
PXCE4878-32	<i>extend the curvilinear worksurfaces.</i>	134	1056
PXCE4878-23		136	1056
PXCE4878-33		136	1066
PXCE7848-22		132	1046
PXCE7848-23		134	1056
PXCE7848-32		136	1056
PXCE7848-33		136	1066
PXCE4884-22		137	1071
PXCE4884-32		139	1081
PXCE4884-23		141	1081
PXCE4884-33		141	1091
PXCE8448-22		137	1071
PXCE8448-23		139	1081
PXCE8448-32		141	1081
PXCE8448-33		141	1091



REQUIRED FOR ORDERING

- Model Number
- Worksurface Laminate Number & Name from Color Compatibles Laminate Cards
- Case Laminate for Supports selected from:
Neutra, Pebble, Stone, Grey, Slate or Black ◀ NEW CASE LAMINATE OFFERING
- Waterfall Vinyl Edge Color selected from:
Pebble, Stone, Grey, Slate or Black
- Floor Plan of order for Model Number confirmation



**OMNI
PACIFIC**

Product Specifications,
related products
and options

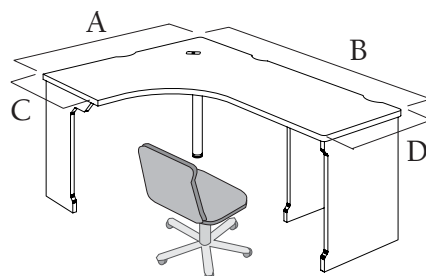
Top:
Thickness 1-3/16"

Cable Access Supports:
Thickness 1"
equipped with leveling glides

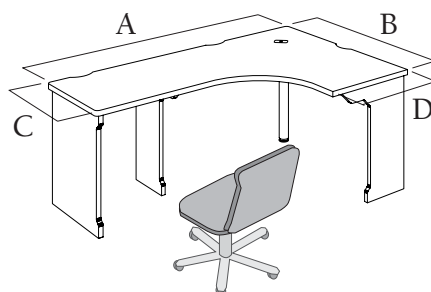
Attaches to:
Extended Corner
Extended Corner End
Straight Connector
Straight End
Radius End
Half Conference
Wing Corner
"P" Shaped Corner

Options:

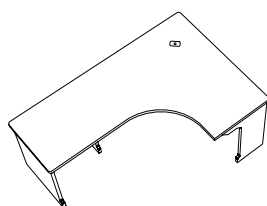
- Modesty Panels
(Pg 50)
- Curved Articulating Keyboard Shelf
(Pg 52)
- Articulating Keyboard/Mouse Platform
(Pg 52)
- ActionWalls™
(Pg 86)
- Desktop Electrical & Voice/Data
(Pg 56)

COMPONENT**PERIMETERS™****EXTENDED CORNER ENDS**

Handedness of Extended Corners
is from seat location with A Dim. on Left
& B Dim. on Right



Extended Corner Ends may be ordered with NO
CABLE SCALLOPS by adding the suffix -NS to the
model number(ie. PXCE9648-22-NS)

**STANDARD INCLUDES**

- Worksurface: High Pressure Laminate
- Waterfall Vinyl Edge Front, Back & at End Panel
- Connecting Side Edge (not exposed after installation) is PVC Banded
- Cylinder Support(CS) for Back Corner
- Cable Scallops: One Centered on 48" Side & (2) on Extended Side
- Cable Grommet centered in corner, 6" from back edges
- Cable Management Channels under worksurface
- Adjustable Leveling Glides & Connecting Hardware Package

A B C D Ht

48	90	24	24	29
----	----	----	----	----

48	90	30	24	29
----	----	----	----	----

48	90	24	30	29
----	----	----	----	----

48	90	30	30	29
----	----	----	----	----

90	48	24	24	29
----	----	----	----	----

90	48	24	30	29
----	----	----	----	----

90	48	30	24	29
----	----	----	----	----

90	48	30	30	29
----	----	----	----	----

48	96	24	24	29
----	----	----	----	----

48	96	30	24	29
----	----	----	----	----

48	96	24	30	29
----	----	----	----	----

48	96	30	30	29
----	----	----	----	----

96	48	24	24	29
----	----	----	----	----

96	48	24	30	29
----	----	----	----	----

96	48	30	24	29
----	----	----	----	----

96	48	30	30	29
----	----	----	----	----

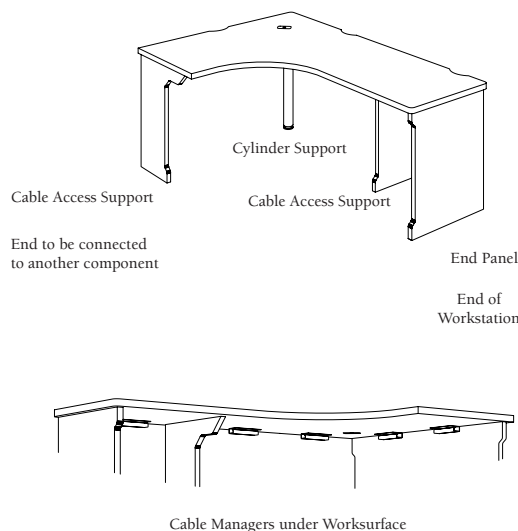




PERIMETERS™ EXTENDED CORNER ENDS, CONTINUED



MODEL NUMBER	DESCRIPTION	WEIGHT	LIST PRICE
PXCE4890-22	<i>Freestanding Corner Unit</i>	133	1084
PXCE4890-32	<i>Basic Building Unit for developing fluid</i>	135	1094
PXCE4890-23	<i>workstations.</i>	137	1094
PXCE4890-33	<i>Extended corners accept curved articulating</i>	137	1104
PXCE9048-22	<i>keyboard shelves that lower and retract beneath</i>	133	1084
PXCE9048-23	<i>the worksurface</i>	135	1094
PXCE9048-32	<i>1" clearance behind Cable Access Supports(CAS)</i>	137	1094
PXCE9048-33	<i>accommodates optional modesty panels</i>	137	1104
	<i>or power/voice/data cable passage.</i>		
PXCE4896-22	<i>Additional Perimeters™ shapes easily attach and</i>	139	1097
PXCE4896-32	<i>extend the curvilinear worksurfaces.</i>	141	1107
PXCE4896-23		145	1107
PXCE4896-33		145	1117
PXCE9648-22		139	1097
PXCE9648-23		141	1107
PXCE9648-32		145	1107
PXCE9648-33		145	1117



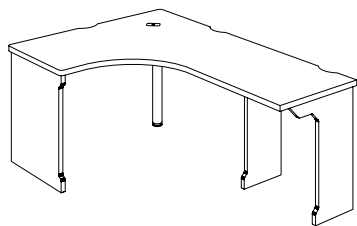
REQUIRED FOR ORDERING

- Model Number
- Worksurface Laminate Number & Name from Color Compatibles Laminate Cards
- Case Laminate for Supports selected from:
Neutra, Pebble, Stone, Grey, Slate or Black ◀ NEW CASE LAMINATE OFFERING
- Waterfall Vinyl Edge Color selected from:
Pebble, Stone, Grey, Slate or Black
- Floor Plan of order for Model Number confirmation





OMNI PACIFIC



Product Specifications,
related products
and options

Top:
Thickness 1-3/16"

Cable Access Supports:
Thickness 1"
equipped with leveling glides

Attaches to:
Extended Corner
Extended Corner End
Straight Connector
Straight End
Radius End
Half Conference
Wing Corner
"P" Shaped Corner

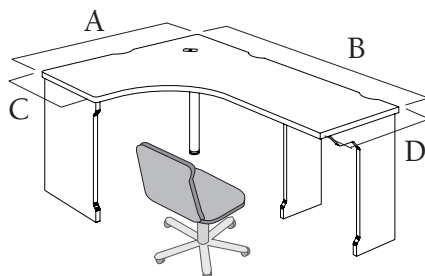
Options:

- Modesty Panels
(Pg 50)
- Curved Articulating Keyboard Shelf
(Pg 52)
- Articulating Keyboard/Mouse Platform
(Pg 52)
- ActionWalls™
(Pg 86)
- Desktop Electrical & Voice/Data
(Pg 56)

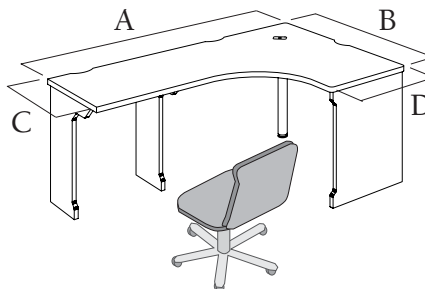
COMPONENT

PERIMETERS™

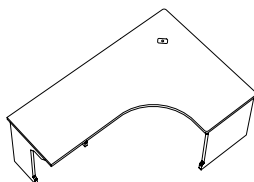
EXTENDED CORNERS WITH OPPOSITE ENDS FINISHED



Handedness of Extended Corners
is from seat location with A Dim. on Left
& B Dim. on Right



Extended Corner Ends may be ordered with NO
CABLE SCALLOPS by adding the suffix -NS to the
model number(ie. PXCRE7248-22-NS)



STANDARD INCLUDES

- Worksurface: High Pressure Laminate
- Waterfall Vinyl Edge Front, Back & at End Panel
- Connecting Side Edge (not exposed after installation) is PVC Banded
- Cylinder Support(CS) for Back Corner
- Cable Scallops: One Centered on 48"Side & (2) on Extended Side
- Cable Grommet centered in corner, 6" from back edges
- Cable Management Channels under worksurface
- Adjustable Leveling Glides & Connecting Hardware Package

A B C D Ht

48 54 24 24 29

48 54 30 24 29

48 54 24 30 29

54 48 24 24 29

54 48 24 30 29

54 48 30 24 29

48 60 24 24 29

48 60 30 24 29

48 60 24 30 29

60 48 24 24 29

60 48 24 30 29

60 48 30 24 29

48 66 24 24 29

48 66 30 24 29

48 66 24 30 29

66 48 24 24 29

66 48 24 30 29

66 48 30 24 29

48 72 24 24 29

48 72 30 24 29

48 72 24 30 29

72 48 24 24 29

72 48 24 30 29

72 48 30 24 29





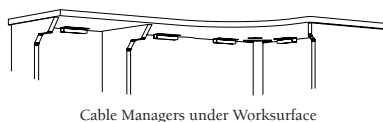
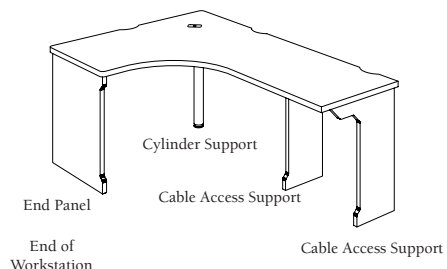
10% Price increase

EFFECTIVE APRIL 1, 2007

PERIMETERS™ EXTENDED CORNER ENDS, CONTINUED



MODEL NUMBER	DESCRIPTION	WEIGHT	LIST PRICE
PXCLE4854-22	<i>Freestanding Corner Unit</i>	115	906
PXCLE4854-32	<i>Basic Building Unit for developing fluid</i>	117	915
PXCLE4854-23	<i>workstations.</i>	117	915
PXCRE5448-22	<i>Extended corners accept curved articulating</i>	115	906
PXCRE5448-23	<i>keyboard shelves that lower and retract beneath</i>	117	915
PXCRE5448-32	<i>the worksurface</i>	117	915
	<i>1" clearance behind Cable Access Supports(CAS)</i>		
PXCLE4860-22	<i>accommodates optional modesty panels</i>	119	937
PXCLE4860-32	<i>or power/voice/data cable passage.</i>	121	947
PXCLE4860-23	<i>Additional Perimeters™ shapes easily attach and</i>	123	947
PXCRE6048-22	<i>extend the curvilinear worksurfaces.</i>	119	937
PXCRE6048-23		121	947
PXCRE6048-32		123	947
PXCLE4866-22		123	962
PXCLE4866-32		125	973
PXCLE4866-23		127	973
PXCRE6648-22		123	962
PXCRE6648-23		125	973
PXCRE6648-32		127	973
PXCLE4872-22		128	973
PXCLE4872-32		130	984
PXCLE4872-23		132	984
PXCRE7248-22		128	973
PXCRE7248-23		130	984
PXCRE7248-32		132	984



REQUIRED FOR ORDERING

- Model Number
- Worksurface Laminate Number & Name from Color Compatibles Laminate Cards
- Case Laminate for Supports selected from:
Neutra, Pebble, Stone, Grey, Slate or Black ◀ NEW CASE LAMINATE OFFERING
- Waterfall Vinyl Edge Color selected from:
Pebble, Stone, Grey, Slate or Black
- Floor Plan of order for Model Number confirmation

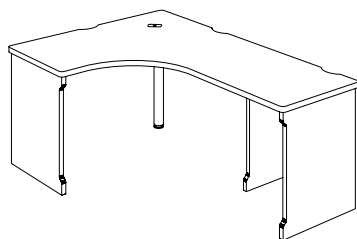


10% Price increase

EFFECTIVE APRIL 1, 2007



OMNI PACIFIC



Product Specifications,
related products
and options

Top:
Thickness 1-3/16"

Cable Access Supports:
Thickness 1"
equipped with leveling glides

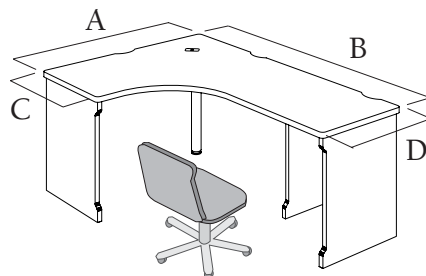
Options:

- Modesty Panels
(Pg 50)
- Curved Articulating Keyboard Shelf
(Pg 52)
- Articulating Keyboard/Mouse Platform
(Pg 52)
- ActionWalls™
(Pg 86)
- Desktop Electrical & Voice/Data
(Pg 56)

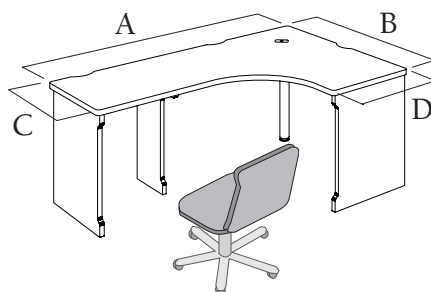
COMPONENT

PERIMETERS™

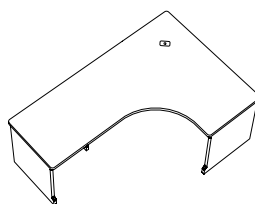
EXTENDED CORNERS WITH BOTH ENDS FINISHED



Handedness of Extended Corners
is from seat location with A Dim. on Left
& B Dim. on Right



Extended Corner Ends may be ordered with NO
CABLE SCALLOPS by adding the suffix -NS to the
model number(ie. PXC2E7248-22-NS)



A B C D Ht

48 54 24 24 29

48 54 30 24 29

48 54 24 30 29

54 48 24 24 29

54 48 24 30 29

54 48 30 24 29

48 60 24 24 29

48 60 30 24 29

48 60 24 30 29

60 48 24 24 29

60 48 24 30 29

60 48 30 24 29

48 66 24 24 29

48 66 30 24 29

48 66 24 30 29

66 48 24 24 29

66 48 24 30 29

66 48 30 24 29

48 72 24 24 29

48 72 30 24 29

48 72 24 30 29

72 48 24 24 29

72 48 24 30 29

72 48 30 24 29

STANDARD INCLUDES

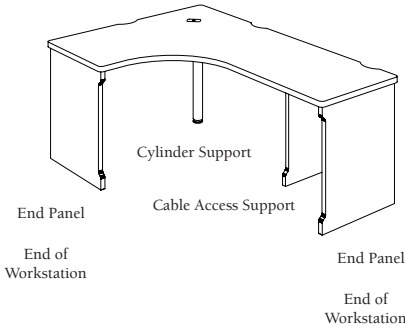

- Worksurface: High Pressure Laminate
- Waterfall Vinyl Edge Front, Back & at End Panel
- Connecting Side Edge (not exposed after installation) is PVC Banded
- Cylinder Support(CS) for Back Corner
- Cable Scallops: One Centered on 48"Side & (2) on Extended Side
- Cable Grommet centered in corner, 6" from back edges
- Cable Management Channels under worksurface
- Adjustable Leveling Glides & Connecting Hardware Package





PERIMETERS™ EXTENDED CORNER ENDS, CONTINUED

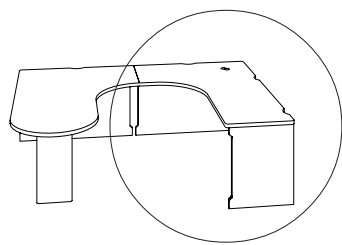


MODEL NUMBER	DESCRIPTION	WEIGHT	LIST PRICE
PXC2E4854-22	<i>Freestanding Corner Unit</i> <i>Extended corners accept curved articulating keyboard shelves that lower and retract beneath the worksurface</i> <i>1" clearance behind Cable Access Supports(CAS) accommodates optional modesty panels or power/voice/data cable passage.</i>	122	915
PXC2E4854-32		134	932
PXC2E4854-23		134	932
PXC2E5448-22		122	915
PXC2E5448-23		134	932
PXC2E5448-32		134	932
PXC2E4860-22		126	947
PXC2E4860-32		128	967
PXC2E4860-23		129	967
PXC2E6048-22		126	947
PXC2E6048-23		128	967
PXC2E6048-32		129	967
PXC2E4866-22		130	973
PXC2E4866-32		132	992
PXC2E4866-23		134	992
PXC2E6648-22		130	973
PXC2E6648-23		132	992
PXC2E6648-32		134	992
PXC2E4872-22		135	986
PXC2E4872-32		137	1005
PXC2E4872-23		139	1005
PXC2E7248-22		135	986
PXC2E7248-23		137	1005
PXC2E7248-32		139	1005

REQUIRED FOR ORDERING

- Model Number
- Worksurface Laminate Number & Name from Color Compatibles Laminate Cards
- Case Laminate for Supports selected from:
Neutra, Pebble, Stone, Grey, Slate or Black ◀ NEW CASE LAMINATE OFFERING
- Waterfall Vinyl Edge Color selected from:
Pebble, Stone, Grey, Slate or Black
- Floor Plan of order for Model Number confirmation





OMNI PACIFIC

Product Specifications,
related products
and options

Top:
Thickness 1-3/16"

Cable Access &
Intermediate Supports:
Thickness 1"
equipped with leveling glides

Attaches to:
Special Corner End
Wing Corner
"P" Shaped Corner

Options:

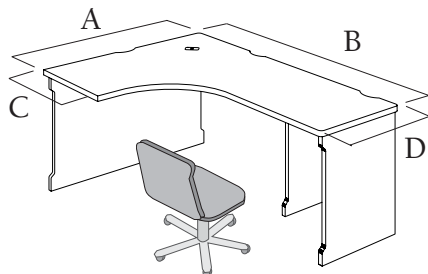
- Modesty Panels
(Pg 50)
- Curved Articulating Keyboard Shelf
(Pg 52)
- Articulating Keyboard/Mouse Platform
(Pg 52)
- ActionWalls™
(Pg 86)
- Desktop Electrical & Voice/Data
(Pg 56)

COMPONENT

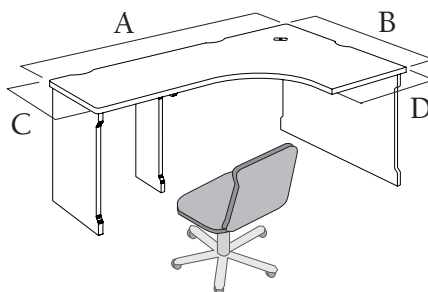
A B C D Ht

PERIMETERS™

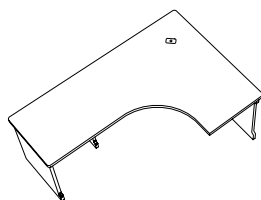
SPECIAL CORNER ENDS



Handedness of Extended Corners
is from seat location with A Dim. on Left
& B Dim. on Right



Extended Corner Ends may be ordered with NO
CABLE SCALLOPS by adding the suffix -NS to the
model number(ie. PSCE9648-22-NS)



48	72	24	24	29
48	72	24	30	29
72	48	24	24	29
72	48	30	24	29

48	78	24	24	29
48	78	24	30	29
78	48	24	24	29
78	48	30	24	29

48	84	24	24	29
48	84	24	30	29
84	48	24	24	29
84	48	30	24	29

48	90	24	24	29
48	90	24	30	29
90	48	24	24	29
90	48	30	24	29

48	96	24	24	29
48	96	24	30	29
96	48	24	24	29
96	48	30	24	29

STANDARD INCLUDES

- Worksurface: High Pressure Laminate
- Waterfall Vinyl Edge Front, Back & at End Panel
- Connecting Side Edge (not exposed after installation) is PVC Banded
- Wide End Panel on 48" End for Support
- Cable Scallops: One Centered on 48" Side & (2) on Extended Side
- Cable Grommet centered in corner, 6" from back edges
- Cable Management Channels under worksurface
- Adjustable Leveling Glides & Connecting Hardware Package

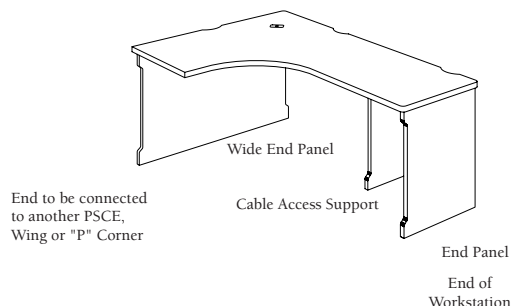




PERIMETERS™ SPECIAL CORNER ENDS, CONTINUED



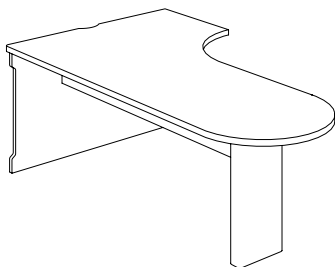
MODEL NUMBER	DESCRIPTION	WEIGHT	LIST PRICE
PSCE4872-22	Specialty Corner Unit	146	897
PSCE4872-23	Designed to be attached to a	148	907
PSCE7248-22	Wing Corner, "P" Shaped Corner or another	146	897
PSCE7248-32	Special Corner End.	148	907
PSCE4878-22	Special Corner Ends accept curved articulating	155	973
PSCE4878-23	keyboard shelves that lower and retract beneath	157	984
PSCE7848-22	the worksurface	155	973
PSCE7848-32	1" clearance behind Cable Access Supports(CAS)	157	984
	accommodates optional modesty panels		
	or power/voice/data cable passage.		
PSCE4884-22		174	994
PSCE4884-23		176	1004
PSCE8448-22		174	994
PSCE8448-32		176	1004
PSCE4890-22		183	1021
PSCE4890-23		185	1032
PSCE9048-22		183	1021
PSCE9048-32		185	1032
PSCE4896-22		192	1033
PSCE4896-23		194	1044
PSCE9648-22		192	1033
PSCE9648-32		194	1044



REQUIRED FOR ORDERING

- Model Number
- Worksurface Laminate Number & Name from Color Compatibles Laminate Cards
- Case Laminate for Supports selected from:
Neutra, Pebble, Stone, Grey, Slate or Black ◀ NEW CASE LAMINATE OFFERING
- Waterfall Vinyl Edge Color selected from:
Pebble, Stone, Grey, Slate or Black
- Floor Plan of order for Model Number confirmation



**OMNI
PACIFIC**

Product Specifications,
related products
and options

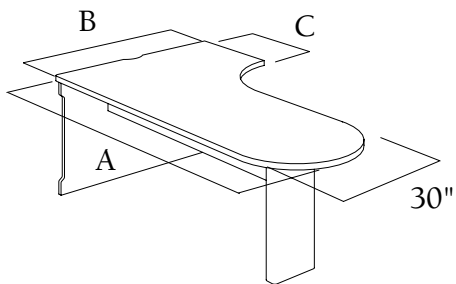
Top:
Thickness 1-3/16"

Wide End Panel:
Thickness 1"
equipped with leveling glides

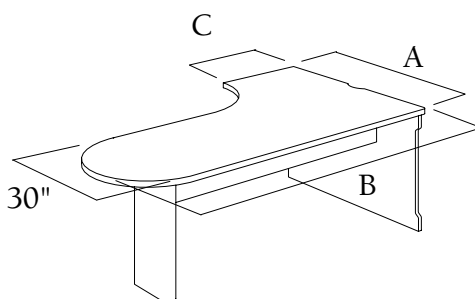
Attaches to:
Special Corner End
Extended Corner
Extended Corner End
Straight End

Options:

- Curved Articulating Keyboard Shelf
(Pg 52)
- Articulating Keyboard/Mouse Platform
(Pg 52)
- ActionWalls™
(Pg 86)
- Desktop Electrical & Voice/Data
(Pg 56)

**PERIMETERS™
WING CORNER**

Handedness of Wing Corners
is from seat location with A Dim. on Left
& B Dim. on Right



Optional CPU shelf beneath corner provides
hidden access to CPU/peripherals, freeing
workspace space.

COMPONENT A B C Ht

48	66	24	29
----	----	----	----

48	66	30	29
----	----	----	----

66	48	24	29
----	----	----	----

66	48	30	29
----	----	----	----

48	72	24	29
----	----	----	----

48	72	30	29
----	----	----	----

72	48	24	29
----	----	----	----

72	48	30	29
----	----	----	----

48	78	24	29
----	----	----	----

48	78	30	29
----	----	----	----

78	48	24	29
----	----	----	----

78	48	30	29
----	----	----	----

48	84	24	29
----	----	----	----

48	84	30	29
----	----	----	----

84	48	24	29
----	----	----	----

84	48	30	29
----	----	----	----

48	90	24	29
----	----	----	----

48	90	30	29
----	----	----	----

90	48	24	29
----	----	----	----

90	48	30	29
----	----	----	----

STANDARD INCLUDES

- Worksurface: High Pressure Laminate
- Waterfall Vinyl Edge Front & Back
- Connecting Side Edge (not exposed after installation) is PVC Banded
- Wide End Panel on 48" End for Support
- Radiused Panel Wing Support & Modesty Panel
- Cable Scallop: One Centered on 48" Side
- Cable Management under worksurface
- Adjustable Leveling Glides & Connecting Hardware Package

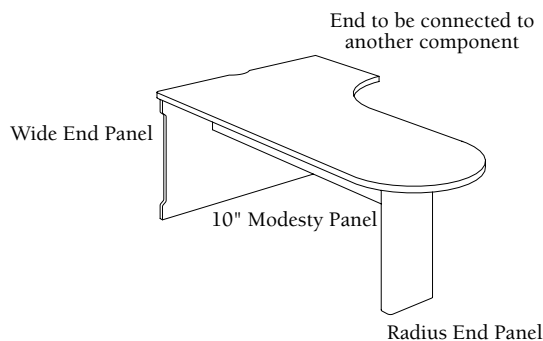




PERIMETERS™ WING CORNERS, CONTINUED



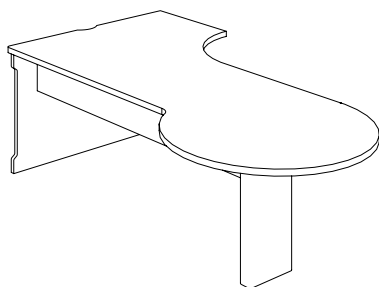
MODEL NUMBER	DESCRIPTION	WEIGHT	LIST PRICE
PWC4866-2	<i>Specialty Corner Unit</i>	146	863
PWC4866-3	<i>30" Deep Desk/Conference Section incorporated</i>	148	868
PWC6648-2	<i>with curved corner transition.</i>	146	863
PWC6648-3	<i>Wing Corners accept curved articulating keyboard</i>	148	868
	<i>shelves that lower and retract beneath the</i>		
PWC4872-2	<i>worksurface.</i>	154	873
PWC4872-3	<i>2" x 12" Radiused Panel Support and 10"</i>	156	878
PWC7248-2	<i>Modesty Panel provide rigid worksurface support.</i>	154	873
PWC7248-3		156	878
PWC4878-2		161	975
PWC4878-3		163	981
PWC7848-2		161	975
PWC7848-3		163	981
PWC4884-2		169	985
PWC4884-3		171	992
PWC8448-2		169	985
PWC8448-3		171	992
PWC4890-2		177	1021
PWC4890-3		179	1028
PWC9048-2		177	1021
PWC9048-3		179	1028



REQUIRED FOR ORDERING

- Model Number
- Worksurface Laminate Number & Name from Color Compatibles Laminate Cards
- Case Laminate for Supports selected from:
Neutra, Pebble, Stone, Grey, Slate or Black ◀ NEW CASE LAMINATE OFFERING
- Waterfall Vinyl Edge Color selected from:
Pebble, Stone, Grey, Slate or Black
- Floor Plan of order for Model Number confirmation



**OMNI
PACIFIC****COMPONENT****A B C Ht****PERIMETERS™
"P" SHAPED CORNERS**

Product Specifications,
related products
and options

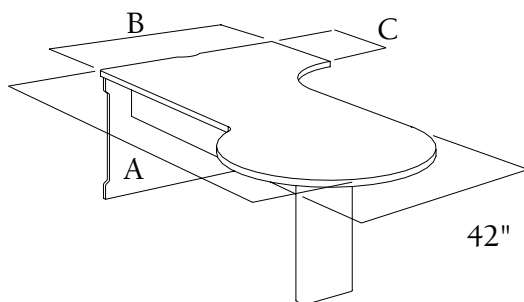
Top:
Thickness 1-3/16"

Wide End Panel:
Thickness 1"
equipped with leveling glides

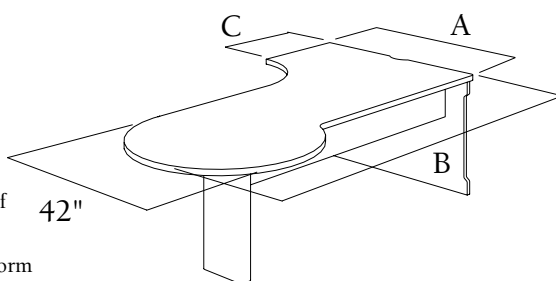
Attaches to:
Special Corner End
Extended Corner
Extended Corner End
Straight End

Options:

- Curved Articulating Keyboard Shelf
(Pg 52)
- Articulating Keyboard/Mouse Platform
(Pg 52)
- ActionWalls™
(Pg 86)
- Desktop Electrical & Voice/Data
(Pg 56)



Handedness of "P" Shaped Corners
is from seat location with A Dim. on Left
& B Dim. on Right



Optional CPU shelf beneath corner provides
hidden access to CPU/peripherals, freeing
workspace space.

48	72	24	29
48	72	30	29
72	48	24	29
72	48	30	29
48	78	24	29
48	78	30	29
78	48	24	29
78	48	30	29
48	84	24	29
48	84	30	29
84	48	24	29
84	48	30	29
48	90	24	29
48	90	30	29
90	48	24	29
90	48	30	29
48	96	24	29
48	96	30	29
96	48	24	29
96	48	30	29

STANDARD INCLUDES

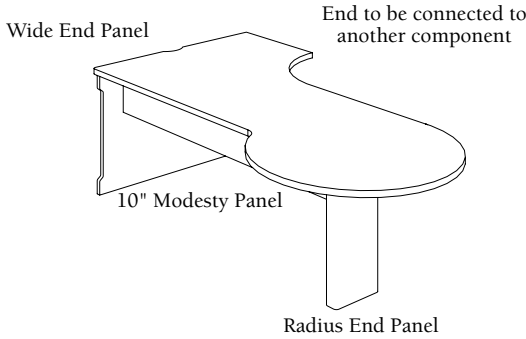
- Worksurface: High Pressure Laminate
- Waterfall Vinyl Edge Front & Back
- Connecting Side Edge (not exposed after installation) is PVC Banded
- Wide End Panel on 48" End for Support
- Radiused Panel "P" Support & Modesty Panel
- Cable Scallop: One Centered on 48" Side
- Cable Management Channels under worksurface
- Adjustable Leveling Glides & Connecting Hardware Package





PERIMETERS™ "P" SHAPED CORNERS, CONTINUED

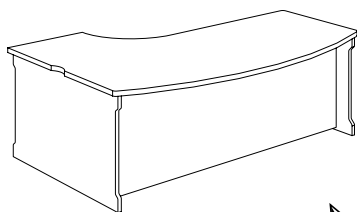


MODEL NUMBER	DESCRIPTION	WEIGHT	LIST PRICE
PPC4872-2	<i>Specialty Corner Unit</i>	166	1015
PPC4872-3	<i>30" Deep Desk Section,</i>	168	1020
PPC7248-2	<i>42" Diameter Conference Section</i>	166	1015
PPC7248-3	<i>incorporated with curved corner transition.</i>	168	1020
	<i>"P" Shaped Corners accept curved articulating</i>		
PPC4878-2	<i>keyboard shelves that lower and retract beneath</i>	173	1121
PPC4878-3	<i>the worksurface.</i>	175	1126
PPC7848-2	<i>2" x 12" Radiused Panel Support and 10"</i>	173	1121
PPC7848-3	<i>Modesty Panel provide rigid worksurface support.</i>	175	1126
PPC4884-2		181	1132
PPC4884-3		183	1139
PPC8448-2		181	1132
PPC8448-3		183	1139
PPC4890-2		188	1155
PPC4890-3		190	1161
PPC9048-2		188	1155
PPC9048-3		190	1161
PPC4896-2		196	1169
PPC4896-3		198	1180
PPC9648-2		196	1169
PPC9648-3		198	1180

REQUIRED FOR ORDERING

- Model Number
- Worksurface Laminate Number & Name from Color Compatibles Laminate Cards
- Case Laminate for Supports selected from:
Neutra, Pebble, Stone, Grey, Slate or Black ◀ NEW CASE LAMINATE OFFERING
- Waterfall Vinyl Edge Color selected from:
Pebble, Stone, Grey, Slate or Black
- Floor Plan of order for Model Number confirmation



**OMNI
PACIFIC**

Product Specifications,
related products
and options

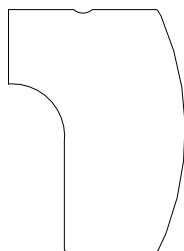
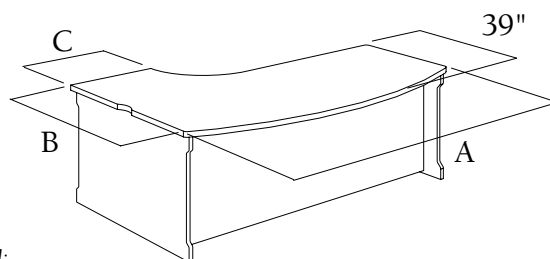
Top:
Thickness 1-3/16"

Wide End Panel & Profiled End Panel:
Thickness 1"
equipped with leveling glides

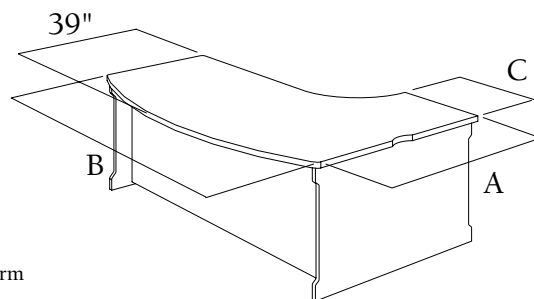
Attaches to:
Special Corner End
Extended Corner
Extended Corner End
Straight End

Options:

- CPU Shelf
(Pg 54)
- Curved Articulating Keyboard Shelf
(Pg 52)
- Articulating Keyboard/Mouse Platform
(Pg 52)
- ActionWalls™
(Pg 86)
- Desktop Electrical & Voice/Data
(Pg 56)

**COMPONENT****A B C Ht****PERIMETERS™****CROWNED CORNERS****NEW PRODUCT**

Handedness of Crowned Corners
is from seat location with A Dim. on Left
& B Dim. on Right



Optional CPU shelf beneath corner provides
hidden access to CPU/peripherals, freeing
workspace space.

48 72 24 29

48 72 30 29

72 48 24 29

72 48 30 29

48 78 24 29

48 78 30 29

78 48 24 29

78 48 30 29

48 84 24 29

48 84 30 29

84 48 24 29

84 48 30 29

48 90 24 29

48 90 30 29

90 48 24 29

90 48 30 29

STANDARD INCLUDES

- Worksurface: High Pressure Laminate
- Waterfall Vinyl Edge Front & Back
- Connecting Side Edge (not exposed after installation) is PVC Banded
- Wide End Panel on 48" End for Support
- Cable Scallop: One Centered on 48" Side
- Cable Management Channels under worksurface
- Adjustable Leveling Glides & Connecting Hardware Package

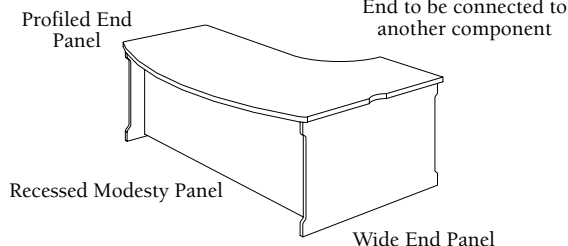




PERIMETERS™ CROWNED CORNERS, CONTINUED



MODEL NUMBER	DESCRIPTION	WEIGHT	LIST PRICE
PCC4872-2	Specialty Corner Unit	166	1070
PCC4872-3	39" Deep Desk Section,	168	1080
PCC7248-2	57" Overall Depth to connection edge,	166	1070
PCC7248-3	incorporating curved corner transition.	168	1080
PCC4878-2	Crowned Corners accept curved articulating		
PCC4878-3	keyboard shelves that lower and retract beneath	173	1181
PCC7848-2	the worksurface.	175	1192
PCC7848-3	Wide End Panel and Recessed Modesty Panel	173	1181
PCC7848-3	provide rigid worksurface support.	175	1192
PCC4884-2		181	1196
PCC4884-3		183	1202
PCC8448-2		181	1196
PCC8448-3		183	1202
PCC4890-2	Profiled End Panel	188	1205
PCC4890-3	End to be connected to another component	190	1211
PCC9048-2	Recessed Modesty Panel	188	1205
PCC9048-3	Wide End Panel	190	1211



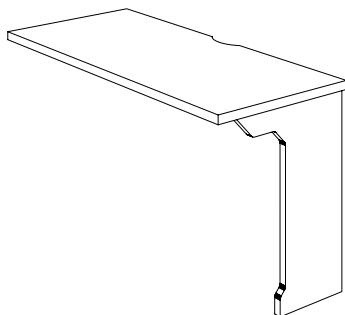
REQUIRED FOR ORDERING

- Model Number
- Worksurface Laminate Number & Name from Color Compatibles Laminate Cards
- Case Laminate for Supports selected from:
Neutra, Pebble, Stone, Grey, Slate or Black ◀ NEW CASE LAMINATE OFFERING
- Waterfall Vinyl Edge Color selected from:
Pebble, Stone, Grey, Slate or Black
- Floor Plan of order for Model Number confirmation





OMNI PACIFIC



Product Specifications,
related products
and options

Top:
Thickness 1-3/16"

*Cable Access &
Intermediate Supports:*
Thickness 1"
equipped with leveling glides

Attaches to:
Corner
Extended Corner
Extended Corner End
Straight Connector
Straight End
Radius End
Half Conference
Wing Corner
"P" Shaped Corner

Options:

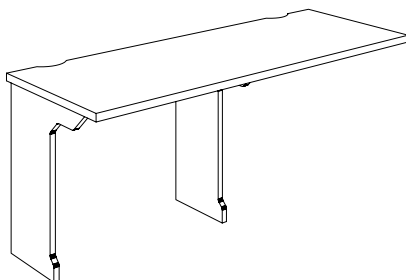
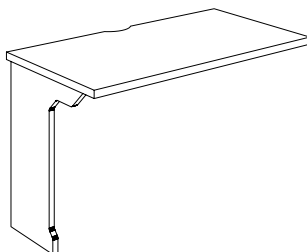
- Modesty Panels
(Pg 50)
- Articulating Keyboard Shelf
(Pg 52)
- Articulating Keyboard/Mouse Platform
(Pg 52)
- ActionWalls™
(Pg 86)
- Desktop Electrical & Voice/Data
(Pg 56)

COMPONENT

DEEP WIDE HIGH

PERIMETERS™

STRAIGHT CONNECTORS



24	24	29
24	30	29
24	36	29
24	42	29
24	48	29
24	54	29
24	60	29
24	66	29
24	72	29
24	78	29
24	84	29
24	90	29
24	96	29
30	24	29
30	30	29
30	36	29
30	42	29
30	48	29
30	54	29
30	60	29
30	66	29
30	72	29
30	78	29
30	84	29
30	90	29
30	96	29

STANDARD INCLUDES

- Worksurface: High Pressure Laminate
- Waterfall Vinyl Edge Front & Back
- Connecting Side Edges (not exposed after installation) are PVC Banded
- Single Non-handed Cable Access Support (CAS)
- Cable Scallop Centered on worksurfaces less than 60" wide.
- (2) Cable Scallops & Intermediate Support on worksurfaces 60" and wider.
- Cable Management Channels under worksurface
- Adjustable Leveling Glides & Connecting Hardware Package

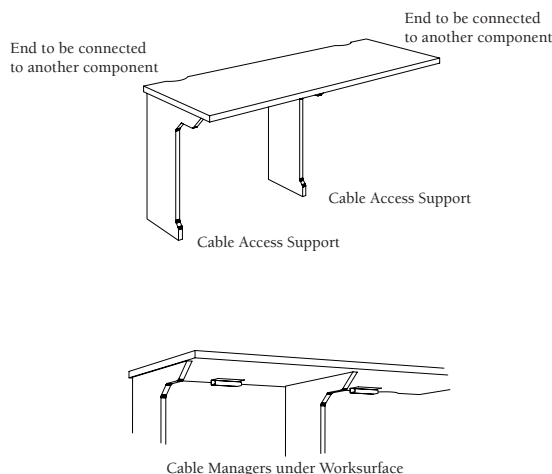




PERIMETERS™ STRAIGHT CONNECTORS, CONTINUED



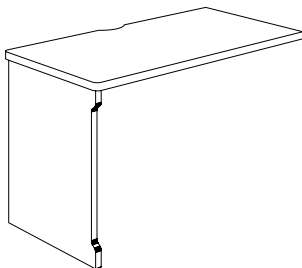
MODEL NUMBER	DESCRIPTION	WEIGHT	LIST PRICE
PSC24-2	Connecting worksurface with only one end	29	292
PSC30-2	support, that must be attached to and placed	34	309
PSC36-2	between a Straight End, Freestanding Corner, Half	38	332
PSC42-2	Conference or Radius End.	43	352
PSC48-2	Straight connectors do not have an end panel	47	359
PSC54-2	and are designed to bridge two other surfaces.	57	407
PSC60-2	Used primarily to extend a layout for placement	61	485
PSC66-2	of pedestals, lateral files or storage units beneath	66	512
PSC72-2	the worksurface.	71	518
PSC78-2	1" clearance behind Cable Access Support(CAS)	76	575
PSC84-2	accommodates optional modesty panels or power/	80	587
PSC90-2	voice/data cable passage..	85	591
PSC96-2	Additional Perimeters™ shapes easily attach to	91	599
	add functionality to workstation layouts.		
PSC24-3		34	309
PSC30-3		39	336
PSC36-3		45	365
PSC42-3		50	389
PSC48-3		56	397
PSC54-3		67	451
PSC60-3		72	529
PSC66-3		78	562
PSC72-3		84	570
PSC78-3		90	637
PSC84-3		96	646
PSC90-3		102	655
PSC96-3		107	664



REQUIRED FOR ORDERING

- Model Number
- Worksurface Laminate Number & Name from Color Compatibles Laminate Cards
- Case Laminate for Supports selected from:
Neutra, Pebble, Stone, Grey, Slate or Black ◀ NEW CASE LAMINATE OFFERING
- Waterfall Vinyl Edge Color selected from:
Pebble, Stone, Grey, Slate or Black
- Floor Plan of order for Model Number confirmation



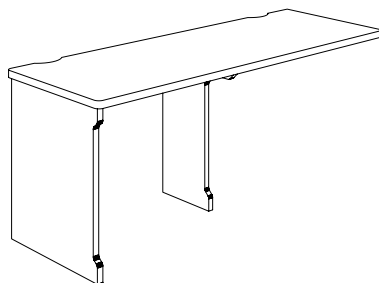
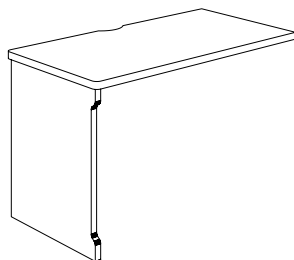
**OMNI
PACIFIC**

Product Specifications,
related products
and options

Top:
Thickness 1-3/16"

Cable Access &
Intermediate Supports:
Thickness 1"
equipped with leveling glides

Attaches to:
Corner
Extended Corner
Extended Corner End
Straight Connector
Radius End
Half Conference
Wing Corner
"P" Shaped Corner



- Options:
- Modesty Panels
(Pg 50)
 - Articulating Keyboard Shelf
(Pg 52)
 - Articulating Keyboard/Mouse Platform
(Pg 52)
 - ActionWalls™
(Pg 86)
 - Desktop Electrical & Voice/Data
(Pg 56)

COMPONENT**DEEP WIDE HIGH****PERIMETERS™****STRAIGHT ENDS****END PANEL LEFT**

24	30	29
24	36	29
24	42	29
24	48	29
24	54	29
24	60	29
24	66	29
24	72	29
24	78	29
24	84	29
24	90	29
24	96	29

30	30	29
30	36	29
30	42	29
30	48	29
30	54	29
30	60	29
30	66	29
30	72	29
30	78	29
30	84	29
30	90	29
30	96	29

STANDARD INCLUDES

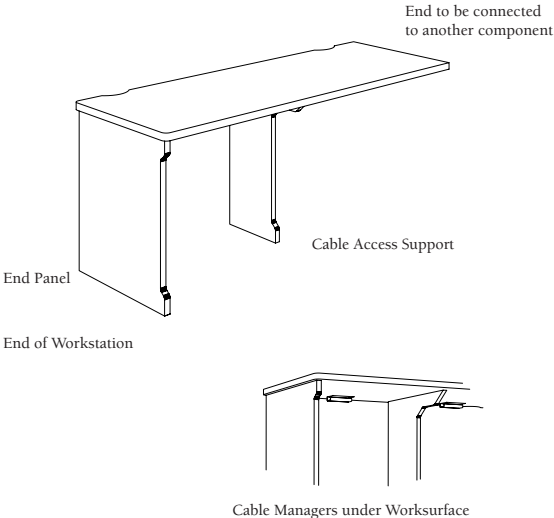
- Worksurface: High Pressure Laminate
- Waterfall Vinyl Edge Front, Back & End
- Connecting Side Edges (not exposed after installation) are PVC Banded
- Single Left End Panel (EP)
- Cable Scallop Centered on worksurfaces less than 60" wide.
- (2) Cable Scallops & Intermediate Support on worksurfaces 60" and wider.
- Cable Management Channels under worksurface
- Adjustable Leveling Glides & Connecting Hardware Package





PERIMETERS™ STRAIGHT ENDS, CONTINUED

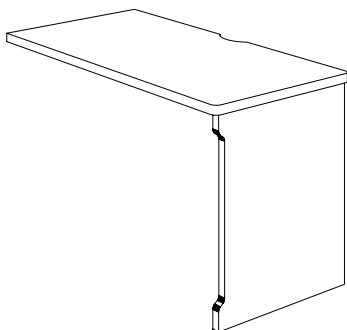


MODEL NUMBER	DESCRIPTION	WEIGHT	LIST PRICE
<i>Finished Left End worksurface with only one end</i>			
PSE30-2L	panel, that must be attached to a	34	323
PSE36-2L	Freestanding Corner, Extended Corner,	38	347
PSE42-2L	Wing or "P" Shaped Corner.	43	367
PSE48-2L	Completes a Corner Workstation and allows	47	374
PSE54-2L	placement of pedestals, lateral files or storage	57	422
PSE60-2L	units beneath the worksurface.	61	499
PSE66-2L	MAY NOT BE PAIRED WITH ANOTHER	66	526
PSE72-2L	STRAIGHT END WITHOUT ADDITIONAL	70	533
PSE78-2L	SUPPORT & MODESTY PANEL	75	590
PSE84-2L	1" clearance behind Cable Access Support,	79	598
PSE90-2L	accommodates optional modesty panels or	84	606
PSE96-2L	power/voice/data cable passage.	90	613
PSE30-3L		39	353
PSE36-3L		45	381
PSE42-3L		50	406
PSE48-3L		56	413
PSE54-3L		67	467
PSE60-3L		72	546
PSE66-3L		78	579
PSE72-3L		84	586
PSE78-3L		90	653
PSE84-3L		96	662
PSE90-3L		101	671
PSE96-3L		107	680

REQUIRED FOR ORDERING

- Model Number
- Worksurface Laminate Number & Name from Color Compatibles Laminate Cards
- Case Laminate for Supports selected from:
Neutra, Pebble, Stone, Grey, Slate or Black ◀ NEW CASE LAMINATE OFFERING
- Waterfall Vinyl Edge Color selected from:
Pebble, Stone, Grey, Slate or Black
- Floor Plan of order for Model Number confirmation



**OMNI
PACIFIC**

Product Specifications,
related products
and options

Top:
Thickness 1-3/16"

*Cable Access &
Intermediate Supports:*
Thickness 1"
equipped with leveling glides

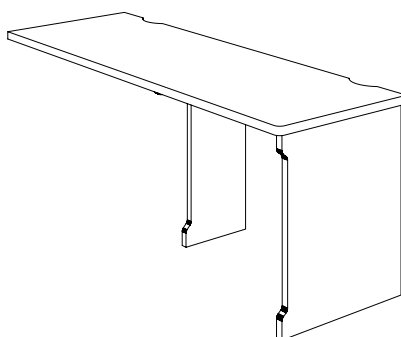
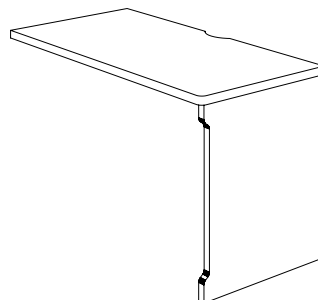
Attaches to:
Corner
Extended Corner
Extended Corner End
Straight Connector
Radius End
Half Conference
Wing Corner
"P" Shaped Corner

Options:

- Modesty Panels
(Pg 50)
- Articulating Keyboard Shelf
(Pg 52)
- Articulating Keyboard/Mouse Platform
(Pg 52)
- ActionWalls™
(Pg 86)
- Desktop Electrical & Voice/Data
(Pg 56)

COMPONENT**DEEP WIDE HIGH**

PERIMETERS™
STRAIGHT ENDS
END PANEL RIGHT



24 30 29

24 36 29

24 42 29

24 48 29

24 54 29

24 60 29

24 66 29

24 72 29

24 78 29

24 84 29

24 90 29

24 96 29

30 30 29

30 36 29

30 42 29

30 48 29

30 54 29

30 60 29

30 66 29

30 72 29

30 78 29

30 84 29

30 90 29

30 96 29

STANDARD INCLUDES

- Worksurface: High Pressure Laminate
- Waterfall Vinyl Edge Front, Back & End
- Connecting Side Edges (not exposed after installation) are PVC Banded
- Single Right End Panel (EP)
- Cable Scallop Centered on worksurfaces less than 60" wide.
- (2) Cable Scallops & Intermediate Support on worksurfaces 60" and wider.
- Cable Management Channels under worksurface
- Adjustable Leveling Glides & Connecting Hardware Package



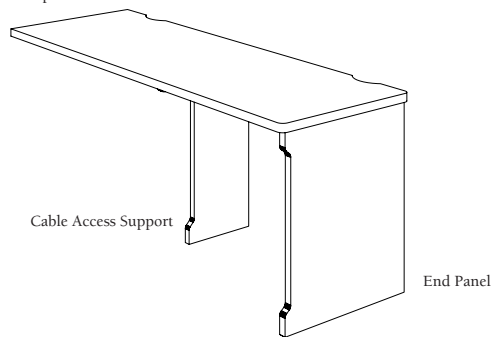


PERIMETERS™ STRAIGHT ENDS, CONTINUED

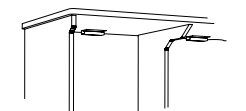


MODEL NUMBER	DESCRIPTION	WEIGHT	LIST PRICE
PSE30-2R	Finished Right End worksurface with only one end panel, that must be attached to a Freestanding Corner, Extended Corner, Wing or "P" Shaped Corner. Completes a Corner Workstation and allows placement of pedestals, lateral files or storage units beneath the worksurface. MAY NOT BE PAIRED WITH ANOTHER STRAIGHT END WITHOUT ADDITIONAL SUPPORT & MODESTY PANEL 1" clearance behind Cable Access Support, accommodates optional modesty panels or power/voice/data cable passage.	34	323
PSE36-2R		38	347
PSE42-2R		43	367
PSE48-2R		47	374
PSE54-2R		57	422
PSE60-2R		61	499
PSE66-2R		66	526
PSE72-2R		70	533
PSE78-2R		75	590
PSE84-2R		79	598
PSE90-2R		84	606
PSE96-2R		90	613
PSE30-3R	End to be connected to another component	39	353
PSE36-3R		45	381
PSE42-3R		50	406
PSE48-3R		56	413
PSE54-3R		67	467
PSE60-3R		72	546
PSE66-3R		78	579
PSE72-3R		84	586
PSE78-3R		90	653
PSE84-3R		96	662
PSE90-3R		101	671
PSE96-3R		107	680

End to be connected to another component



End of Workstation

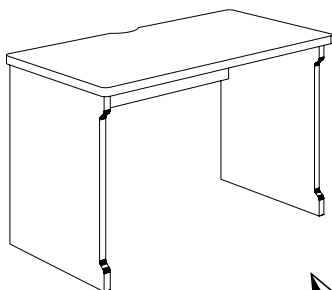


Cable Managers under Worksurface

REQUIRED FOR ORDERING

- Model Number
- Worksurface Laminate Number & Name from Color Compatibles Laminate Cards
- Case Laminate for Supports selected from:
Neutra, Pebble, Stone, Grey, Slate or Black ◀ NEW CASE LAMINATE OFFERING
- Waterfall Vinyl Edge Color selected from:
Pebble, Stone, Grey, Slate or Black
- Floor Plan of order for Model Number confirmation

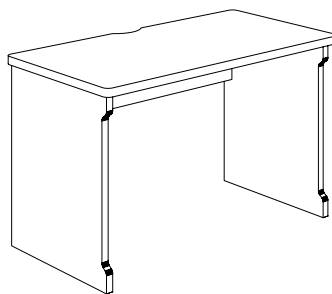


**OMNI
PACIFIC****COMPONENT****DEEP****WIDE****HIGH****PERIMETERS™****DESKS****NEW PRODUCT**

Product Specifications,
related products
and options

Top:
Thickness 1-3/16"

Cable Access &
Intermediate Supports:
Thickness 1"
equipped with leveling glides



24 30 29

24 36 29

24 42 29

24 48 29

24 54 29

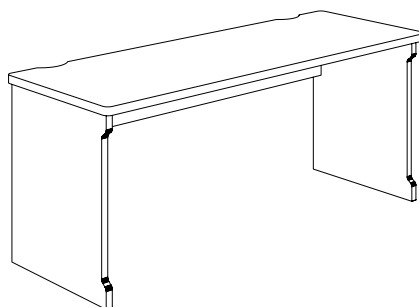
24 60 29

24 66 29

24 72 29

Options:

- Articulating Keyboard Shelf
(Pg 52)
- Articulating Keyboard/Mouse Platform
(Pg 52)
- ActionWalls™
(Pg 86)
- Desktop Electrical & Voice/Data
(Pg 56)



30 30 29

30 36 29

30 42 29

30 48 29

30 54 29

30 60 29

30 66 29

30 72 29

STANDARD INCLUDES

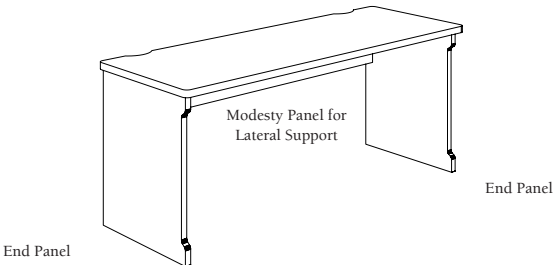
- Worksurface: High Pressure Laminate
- Waterfall Vinyl Edge All 4 Sides
- Double End Panels (EP)
- Modesty Panel 10" high for access to power/voice/data.
- Cable Scallop Centered on worksurfaces less than 60" wide.
- (2) Cable Scallops & Intermediate Support on worksurfaces 60" and wider.
- Cable Management Channels under worksurface
- Adjustable Leveling Glides & Connecting Hardware Package





PERIMETERS™ DESKS, CONTINUED



MODEL NUMBER	DESCRIPTION	WEIGHT	LIST PRICE
PD2430H	<i>Freestanding Desks with two End Panels and 10" Modesty Panel for support with wall access to power/voice/data.</i>	67	491
PD2436H		73	533
PD2442H		80	543
PD2448H		86	552
PD2454H		92	585
PD2460H		98	595
PD2466H		104	628
PD2472H		110	638
PD3030H		83	583
PD3036H		90	641
PD3042H		97	651
PD3048H		108	661
PD3054H		112	706
PD3060H		119	716
PD3066H		127	780
PD3072H		134	791

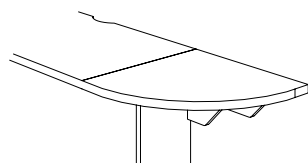
REQUIRED FOR ORDERING

- Model Number
- Worksurface Laminate Number & Name from Color Compatibles Laminate Cards
- Case Laminate for Supports selected from:
Neutra, Pebble, Stone, Grey, Slate or Black ◀ NEW CASE LAMINATE OFFERING
- Waterfall Vinyl Edge Color selected from:
Pebble, Stone, Grey, Slate or Black
- Floor Plan of order for Model Number confirmation





OMNI PACIFIC



Product Specifications,
related products
and options

Top:
Thickness 1-3/16"

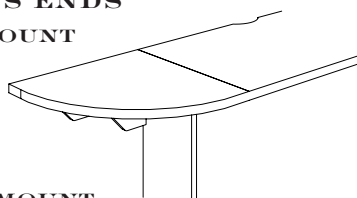
Attaches to:
Corner
Extended Corner
Straight Connector

COMPONENT	DEEP	WIDE	HIGH
-----------	------	------	------

PERIMETERS™

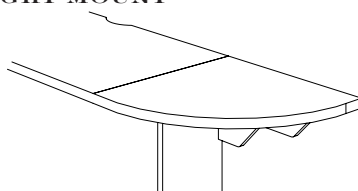
RADIUS ENDS

LEFT MOUNT



24	24	29
30	30	29

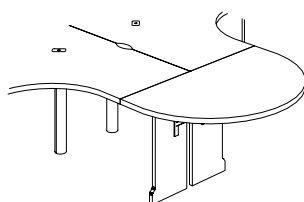
RIGHT MOUNT



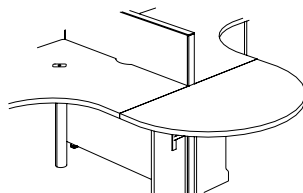
24	24	29
30	30	29

PERIMETERS™

HALF CONFERENCE



24	48	29
30	48	29
30	60	29



24	50	29
30	50	29
30	62	29



NEW PRODUCT

STANDARD INCLUDES

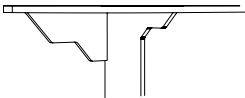
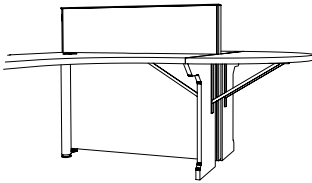
- Worksurface: High Pressure Laminate
- Waterfall Vinyl Edge Front
- Connecting Side Edges (not exposed after installation) are PVC Banded
- Cantilever Supports
- Adjustable Leveling Glides & Connecting Hardware Package





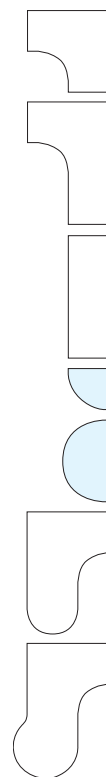
PERIMETERS™ PERSONAL CONFERENCE, CONTINUED



MODEL NUMBER	DESCRIPTION	WEIGHT	LIST PRICE
	<i>Radius End worksurface, supported by rear mounted cantilever;</i>		
PRE24-L		28	257
PRE30-L		38	316
PRE24-R		28	257
PRE30-R		38	316
	<i>must be attached to a Straight Connector, Corner or Extended Corner.</i>		
	<i>Half Conference worksurface, supported by opposing metal cantilevers, must be attached to a matched pair of Straight Connectors, Corners or Extended Corners.</i>		
PHC2448		38	381
PHC3048		47	471
PHC3060		56	520
PHC2450-AW	<i>If an ActionWall™ privacy panel is ordered, use</i>	38	400
PHC3050-AW		47	482
PHC3062-AW		54	535
	<i>50" wide Half Conference to join two 24" units or 62" wide Half Conference to join two 30" units.</i>		

REQUIRED FOR ORDERING

- Model Number
- Worksurface Laminate Number & Name from Color Compatibles Laminate Cards
- Case Laminate for Supports selected from:
Neutra, Pebble, Stone, Grey, Slate or Black ◀ NEW CASE LAMINATE OFFERING
- Waterfall Vinyl Edge Color selected from:
Pebble, Stone, Grey, Slate or Black
- Floor Plan of order for Model Number confirmation





OMNI PACIFIC

Product Specifications,
related products
and options

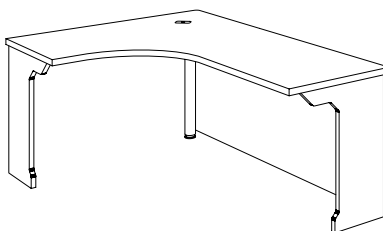
Attaches under:
Corner
Extended Corner
Extended Corner End
Straight End

COMPONENT	THICK	WIDE	HIGH
-----------	-------	------	------

PERIMETERS™

CORNER

MODESTY PANELS

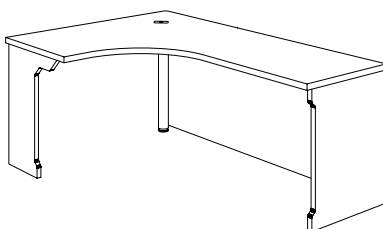


1	30	27-3/4
1	36	27-3/4
1	42	27-3/4
1	48	27-3/4
1	54	27-3/4
1	60	27-3/4
1	66	27-3/4
1	72	27-3/4
1	78	27-3/4
1	84	27-3/4
1	90	27-3/4
1	96	27-3/4

PERIMETERS™

END

MODESTY PANELS



1	27-3/4	27-3/4
1	33-3/4	27-3/4
1	39-3/4	27-3/4
1	45-3/4	27-3/4
1	51-3/4	27-3/4
1	57-3/4	27-3/4
1	63-3/4	27-3/4
1	69-3/4	27-3/4
1	75-3/4	27-3/4
1	81-3/4	27-3/4
1	87-3/4	27-3/4
1	93-3/4	27-3/4

STANDARD INCLUDES


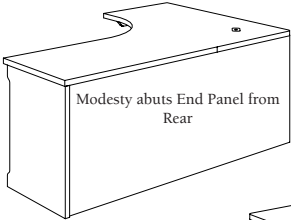
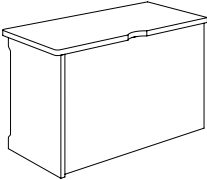
- Hard surface two sides in Case Laminate Colors
- Adjustable Leveling Glides & Connecting Hardware Package





PERIMETERS™ MODESTY PANELS, CONTINUED



MODEL NUMBER	DESCRIPTION	WEIGHT	LIST PRICE
PCMP30	<p>Optional component with hard surface both sides. Used to cover the back of an exposed workstation. Mounts with bracketry to under side of Corner, Extended Corner & Straight Connector worksurfaces and extends to floor. Requires ordering of Worksurfaces with -NS (NO SCALLOP) suffix</p>  <p>Modesty covers Cable Access Support from Rear</p>	18	156
PCMP36		21	165
PCMP42		25	184
PCMP48		28	187
PCMP54		31	206
PCMP60		35	250
PCMP66		38	268
PCMP72		42	272
PCMP78		45	306
PCMP84		49	309
PCMP90		52	313
PCMP96		56	316
PEMP30	<p>Optional component with hard surface both sides. Mounts with bracketry to under side of Extended Corner End & Straight End worksurfaces and extends to floor.</p>  <p>Modesty abuts End Panel from Rear</p> 	18	156
PEMP36		21	165
PEMP42		25	184
PEMP48		28	187
PEMP54		31	206
PEMP60		35	250
PEMP66		38	268
PEMP72		42	272
PEMP78		45	306
PEMP84		49	309
PEMP90		52	313
PEMP96		56	316

REQUIRED FOR ORDERING

- Model Number
- Case Laminate for Modesty Panels selected from:
Neutra, Pebble, Stone, Grey, Slate or Black ◀ NEW CASE LAMINATE OFFERING
- Floor Plan of order for Model Number confirmation

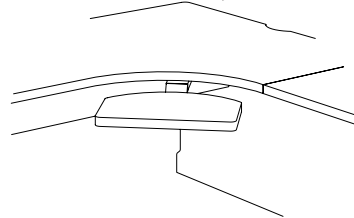




OMNI PACIFIC

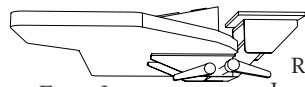
Product Specifications,
related products
and options

CURVED ARTICULATING KEYBOARD SHELF,



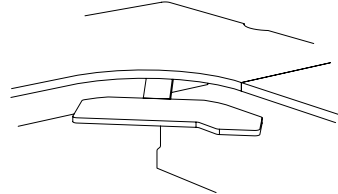
12 21 6

ARTICULATING KEYBOARD/ MOUSE PLATFORM



Front Lever
Controls Tilt

Rear Lever
Locks Position

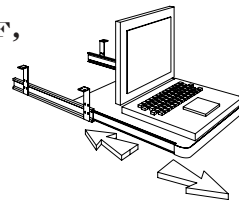


12 27 6



NEW PRODUCT

LAPTOP SHELF, RETRACTABLE



16 16 3



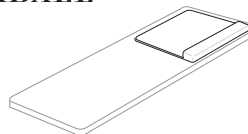
NEW PRODUCT

KEYBOARD PALM REST



4 19

MOUSE/TRACKBALL PALM REST



11 9



NEW PRODUCT

STANDARD INCLUDES

- Shelf & Platform colors match Case Laminate
- Palm Rests available only in Black





PERIMETERS™ DESKING ACCESSORIES, CONTINUED



MODEL NUMBER	DESCRIPTION	WEIGHT	LIST PRICE
CAKS	Curved Articulating Keyboard Shelf provides vertical height adjustment of 5-3/4", tilt 15° positive & negative and forward/rear movement of 12".	13	272
AKMP	Articulating Keyboard /Mouse Platform provides vertical height adjustment of 5-3/4", tilt 15° positive & negative and forward/rear movement of 12". Platform may be mounted with Mouse/Trackball extension on Right or Left side.	13	274
LSR	Laptop Shelf has space for closed laptop when retracted, height adjustment 25-27" and forward/rear movement of 12".	14	119
KPR	Molded polyurethane foam Keyboard Palm Rest with durable, washable skin positions palm at optimum 15° angle.		37
MPR	Molded polyurethane foam Mouse/Trackball Palm Rest with durable, washable skin positions palm at optimum 15° angle.		45

REQUIRED FOR ORDERING

- Model Number
- Case Laminate for Shelves & Platforms selected from:
Neutra, Pebble, Stone, Grey, Slate or Black

▲ NEW CASE LAMINATE OFFERING





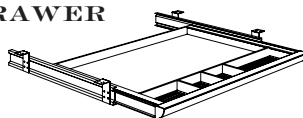
OMNI PACIFIC

Product Specifications,
related products
and options

Writing Shelf
Thickness 1"
CPU Shelf
Thickness 1"

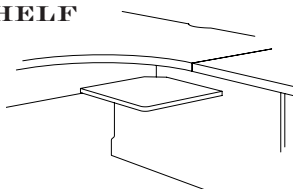
COMPONENT	DEEP	WIDE	HIGH
-----------	------	------	------

PENCIL DRAWER



17	22	2
----	----	---

CPU SHELF

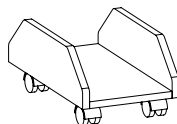


18	18	
----	----	--

TOWER CADDY



NEW PRODUCT

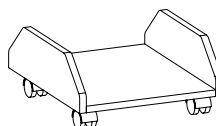


18	11-1/2	8-1/2
----	--------	-------

DOUBLE TOWER CADDY



NEW PRODUCT

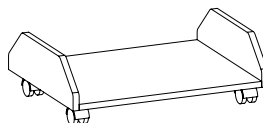


18	17-1/2	8-1/2
----	--------	-------

PRINTER CADDY



NEW PRODUCT

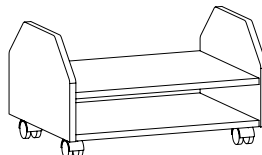


18	24	8-1/2
----	----	-------

PRINTER & STORAGE CADDY



NEW PRODUCT



18	24	14-1/2
----	----	--------

STANDARD INCLUDES

- Writing Shelves, CPU Shelves, Tower & Printer Caddies available in Case Laminates
- Pencil Drawers available only in Black





PERIMETERS™ DESKING ACCESSORIES, CONTINUED



MODEL NUMBER	DESCRIPTION	WEIGHT	LIST PRICE
PD22	<i>Attaches under any worksurface. Features low profile front and molded storage sections.</i>	5	80
CPU18	<i>Desk mounted shelf attaches 12" off floor to modesty & end panel. Allows removal of CPU and other peripherals from desktop.</i>	9	85
TWR10	<i>Mobile "Tower" Caddy with 10" clear width, allows easy access to rear of CPU for cable connections.</i>	10	141
DBL16	<i>Mobile "Tower" Caddy accommodates two CPU's with 16" clear width, allows easy access to rear of CPU's for cable connections.</i>	12	155
PCAD24	<i>Mobile Printer Caddy with 22-1/2" clear width, allows easy access to rear of printer for cable connections.</i>	14	203
PSCAD24	<i>Mobile Two-shelf Printer Caddy with 22-1/2" clear width, raises printer for easy access and provides for paper storage below.</i>	27	225

REQUIRED FOR ORDERING

- Model Number
- Case Laminate for Writing Shelves, CPU Shelves, Tower & Printer Caddies selected from:
Neutra, Pebble, Stone, Grey, Slate or Black


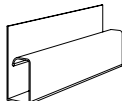
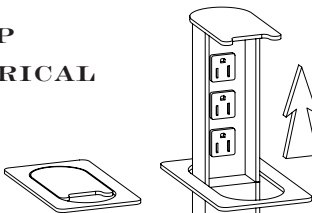
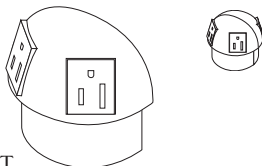

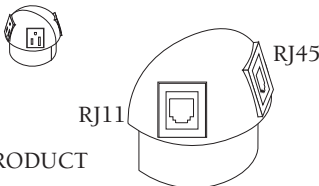



▲ NEW CASE LAMINATE OFFERING





OMNI PACIFIC

Product Specifications,
related products
and options

COMPONENT		DEEP	WIDE	HIGH
CABLE GROMMET				
		2	3-1/2	
CABLE MANAGER				
		2	4	
POP-UP ELECTRICAL				
		2	4	6
HALF-SPHERE ELECTRICAL				
		3-1/2	3-1/2	1-1/2
 NEW PRODUCT	HALF-SPHERE VOICE/DATA			
		3-1/2	3-1/2	1-1/2
 NEW PRODUCT	DESKTOP POWER WITH VOICE/ DATA			
		3	9	2
 NEW PRODUCT	STANDARD INCLUDES			

- Grommets available in Case Laminate Colors
- Cable Managers & Electrical units available only in Black





PERIMETERS™ DESKING ACCESSORIES, CONTINUED



MODEL NUMBER	DESCRIPTION	WEIGHT	LIST PRICE
GR	Optional cable grommet that may be added to worksurface, modesty or end panel, with centerline location provided by customer.		20
CM	Set of 4 - 4" section of "J" channel designed to be mounted to underside of worksurface or to modesty panel, to control power/voice/data cabling.		12
PUE	15 amp, three outlet electrical unit with 6 foot cord. Centerline location provided by customer.	5	224
HSE	15 amp, dual outlet electrical unit with 6 foot cord. Designed to be paired with Voice/Data unit. Centerline location provided by customer.	1	165
HSVD	Dual connection unit for Voice & Data. Designed to be paired with Electrical unit. Centerline location provided by customer.	1	115
DTPVD	15 amp, three outlet desktop electrical unit clamps to worksurface, with 6 foot cord. Connections for Voice & Data. Requires 3" under-top clearance for clamp.	7	285

REQUIRED FOR ORDERING

- Model Number
- Case Laminate for Grommets selected from:
Neutra, Pebble, Stone, Grey, Slate or Black

▲ NEW CASE LAMINATE OFFERING





OMNI PACIFIC

Product Specifications,
related products
and options

End Panels

Thickness 1"

Shelving & Backs

Thickness 3/4"

Clearances:

19" Clear from worksurface for CPU
& Monitors
with Tasklight Mounted

Options:

► Tasklight
(Pg 60)

► Tackboard for Wall Mount Overheads
(Pg 60)

► Tackboard for Overhead Back
(Pg 60)

► Corner Power/Voice/Data
(Pg 62)

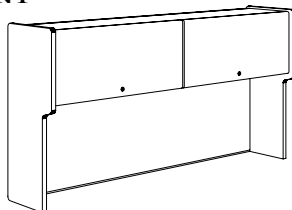
► Executive Project Shelf
(Pg 62)

► ActionBar Tool & Paper Systems
(Pg 62)

► Overhead Book/Binder Supports
(Pg 62)

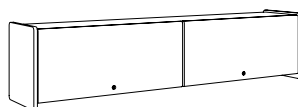
► Crowned Door Option
(Pg 60)

OVERHEAD ASSEMBLY, WITH FLIPPER DOORS & TACKBOARD DESK MOUNT

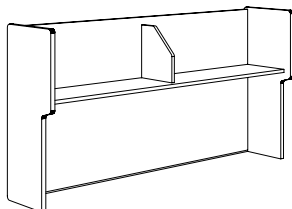


NEW PRODUCT

OVERHEADS, WITH FLIPPER DOORS WALL MOUNT

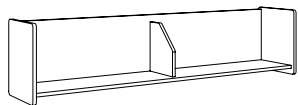


OVERHEAD ASSEMBLY, OPEN WITH TACKBOARD DESK MOUNT



NEW PRODUCT

OVERHEADS, OPEN WALL MOUNT



COMPONENT DEEP WIDE HIGH

15	30	36
15	36	36
15	42	36
15	48	36
15	54	36
15	60	36
15	66	36
15	72	36

15	30	15
15	36	15
15	42	15
15	48	15
15	54	15
15	60	15
15	66	15
15	72	15

15	30	36
15	36	36
15	42	36
15	48	36
15	54	36
15	60	36
15	66	36
15	72	36

15	30	15
15	36	15
15	42	15
15	48	15
15	54	15
15	60	15
15	66	15
15	72	15

STANDARD INCLUDES

- Doors: High Pressure Laminate, radiused top & bottom
- Monochromatic overhead components in case laminate color selections
- Door locks & door hardware for over-the-top retraction
- Desk Mount Overheads include Full Back & Tackboard
- Mounting Hardware Package
- Horizontal mounting package for wall mount overhead





PERIMETERS™ OVERHEADS, CONTINUED



MODEL NUMBER	DESCRIPTION	WEIGHT	LIST PRICE
POFA30D	<i>Closed overhead & tackboard, with 12" shelving for binders, books & reference storage behind locking flipper doors. End panels have 3" cutback detail. Attaches to desk for combined height of 65". Overheads 48" and less have single door.</i>	71	619
POFA36D		80	674
POFA42D		88	735
POFA48D		97	755
POFA54D		106	944
POFA60D		115	964
POFA66D		123	1046
POFA72D		132	1066
POF30W	<i>Closed and lockable wall mounted overhead for binder, book and reference storage. Overheads 48" and less have single door. Mounting cleat installs to building framing, level at 60" off floor and hidden from view.</i>	41	433
POF36W		47	465
POF42W		53	523
POF48W		59	528
POF54W		66	671
POF60W		72	676
POF66W		78	730
POF72W		84	735
POPNA30D	<i>Open overhead & tackboard for binder, book and reference storage. Attaches to desk for combined height of 65". End panels have 3" cutback detail.</i>	48	381
POPNA36D		51	424
POPNA42D		55	477
POPNA48D		59	491
POPNA54D		63	538
POPNA60D		66	552
POPNA66D		70	597
POPNA72D		74	611
POPN30W	<i>Open storage, wall mounted overhead for binder, book and reference storage. Mounting cleat installs to building framing, level at 60" off floor and hidden from view.</i>	27	196
POPN36W		31	207
POPN42W		34	237
POPN48W		38	241
POPN54W		42	259
POPN60W		46	263
POPN66W		49	279
POPN72W		53	283

REQUIRED FOR ORDERING

- Model Number
- Door Laminate Number & Name from Color Compatibles Laminate Cards
- Case Laminate for End Panels & Shelving selected from:
Neutra, Pebble, Stone, Grey, Slate or Black NEW CASE LAMINATE OFFERING
- Tackboard Fabric with Style Number, Color Number and Name from **OMNI PACIFIC** and "Collection 1" Guilford Fabric Cards. See Page 3 and contact Sales Representative for Memo Samples.





OMNI PACIFIC

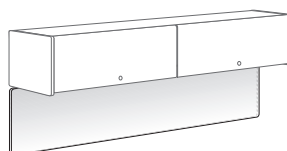
Product Specifications,
related products
and options

Clearances:

Standard Wall Mount provides
19" Clear from worksurface for CPU
& Monitors
with Tasklight Mounted

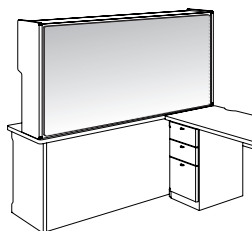
COMPONENT DEEP WIDE HIGH

TACKBOARD FOR WALL MOUNTED OVERHEAD



3/4	30	21
3/4	36	21
3/4	42	21
3/4	48	21
3/4	54	21
3/4	60	21
3/4	66	21
3/4	72	21

TACKBOARD FOR OVERHEAD BACK

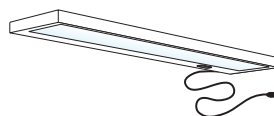


5/8	28	35
5/8	34	35
5/8	40	35
5/8	46	35
5/8	52	35
5/8	58	35
5/8	64	35
5/8	70	35



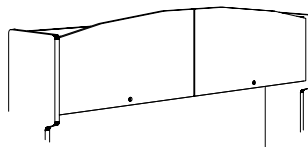
NEW PRODUCT

TASKLIGHTS



7	33	1-3/4
7	44	1-3/4

OVERHEAD, FLIPPER DOOR CROWNED DOOR OPTION



STANDARD INCLUDES

- Fabric selections from **OMNI PACIFIC**/Guilford Fabric Card.
- Cable manager with tackboards for optional tasklight
- Hardware Package





PERIMETERS™ OVERHEADS, CONTINUED



MODEL NUMBER	DESCRIPTION	WEIGHT	LIST PRICE
PTB30W	<i>Tackboards for wall mounted overheads are tackable and include cable management at right side for tasklight cord.</i>	6	123
PTB36W		7	146
PTB42W		9	162
PTB48W		10	172
PTB54W		11	193
PTB60W		13	203
PTB66W		14	222
PTB72W		15	233
PTB30B	<i>Tackboards for backs of desk mounted overheads are tackable and provide finished appearance to overheads used as dividers.</i>	6	143
PTB36B		7	163
PTB42B		9	182
PTB48B		10	200
PTB54B		11	234
PTB60B		13	252
PTB66B		14	272
PTB72B		15	289
TL36G	<i>Grey Tasklight for 36" & 42" Overheads.</i>	8	175
TL48G	<i>Grey Tasklight for 48" & wider Overheads.</i>	10	184
CrownOHDr	<i>Additional charge for arched single or pair of doors to retract over-the-top of overhead.</i>		100

REQUIRED FOR ORDERING

- Model Number
- Tackboard Fabric with Style Number, Color Number and Name from **OMNI PACIFIC** and "Collection 1" Guilford Fabric Cards. See Page 3 and contact Sales Representative for Memo Samples.





OMNI PACIFIC

Product Specifications &
related products

Options:

36" & 42" ActionBar™ includes:

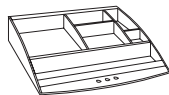
Accessory Tray
Disk/CD Holder
Folder Holder
Pencil Holder

48" & 54" ActionBar™ includes:

Accessory Tray
Disk/CD Holder
Folder Holder
Pencil Holder
Phone Holder

60", 66" & 72" ActionBar™ includes:


Accessory Tray
Disk/CD Holder
Folder Holder
Pencil Holder
Phone Holder
Hanging File Holder



Accessory Tray



Disk/CD Holder



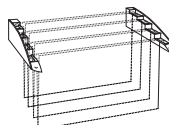
Folder Holder



Pencil Holder



Phone Holder



Hanging File Holder

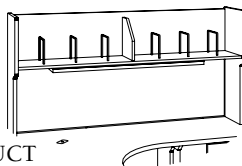
COMPONENT	DEEP	WIDE	HIGH
-----------	------	------	------

OVERHEAD BOOK/BINDER SUPPORTS (SET OF 6)

7	1/4	7
---	-----	---



NEW PRODUCT



EXECUTIVE PROJECT SHELF

14	42	6
----	----	---

14	48	6
----	----	---

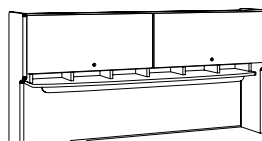
14	54	6
----	----	---

14	60	6
----	----	---

14	66	6
----	----	---



NEW PRODUCT

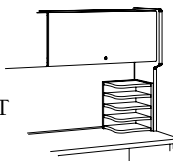


EXECUTIVE PROJECT SORTER

9	12	16
---	----	----



NEW PRODUCT

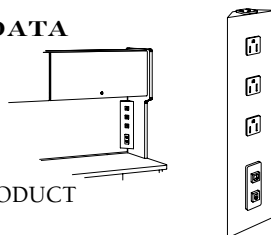


CORNER POWER COLUMN VOICE/DATA

2	4-1/2	16
---	-------	----



NEW PRODUCT



ACTIONBAR TOOL & PAPER SYSTEM

5/8	34	7
-----	----	---

5/8	40	7
-----	----	---

5/8	46	7
-----	----	---

5/8	52	7
-----	----	---

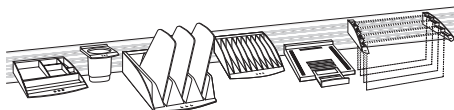
5/8	58	7
-----	----	---

5/8	64	7
-----	----	---

5/8	70	7
-----	----	---



NEW PRODUCT



STANDARD INCLUDES

- Overhead Book/Binder Supports, Corner Power Column Voice/Data & ActionBar™ Accessories are available in Black.
- Executive Project Shelf laminate matches overhead door or worksurface laminate selection.
- Executive Project Sorter available in Case Laminate colors.





PERIMETERS™ OVERHEADS, CONTINUED



MODEL NUMBER	DESCRIPTION	WEIGHT	LIST PRICE
OHBBS	Set of 6 black wire supports that insert into pre-drilled holes of shelf of both flipper door and open overheads.	1	27
EPS48 for 48" Overhead	Laminate matched shelf with project folder dividers and tasklight fascia below.	24	284
EPS54 for 54" Overhead		27	316
EPS60 for 60" Overhead		31	338
EPS66 for 66" Overhead	EPS48 & EPS54 have 4 sections.	35	355
EPS72 for 72" Overhead	EPS60 & EPS66 have 5 sections. EPS72 has 6 sections.	38	373
EPSORT	Five shelf desktop file sorter with 2-3/4" spacing between shelves. Reversible for right or left use.	8	181
CPC16VD	Triplex electrical with Voice/Data Plugs. Installs into corner of overhead with 6 foot cord that exits through overhead back panel.	8	380
ABAR36	Overhead mounted rail system with tool	7	172
ABAR42	& paper management attachments. See	9	205
ABAR48	Pg 97 for standard attachments that fit	10	232
ABAR54		11	235
ABAR60	on each rail size.	13	252
ABAR66	Additional attachments may be specified	14	255
ABAR72	for \$25 List	15	260

REQUIRED FOR ORDERING

- Model Number
- Case Laminate for Sorter selected from:
Neutra, Pebble, Stone, Grey, Slate or Black

▲ NEW CASE LAMINATE OFFERING



**OMNI
PACIFIC**

Product Specifications,
related products
and options

Cases:

Thickness 3/4"

Black Drawer Sides

Thickness 1/2"

Black Drawer Bottoms:

Thickness 1/4"

Options:

➤ File drawers may be fit with

Side to Side Hardware

for "Legal" Filing

LEGAL = Add \$18 LIST

➤ Drawer & Door Pulls

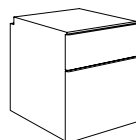
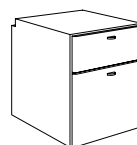
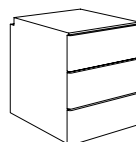
Brass (BP)

Chrome (CP)

Smoke (SP)

Crowned Smoke Pull (CSP)

▲ New Selection

**BOX & FILE PEDESTALS
SUSPENDED****SUSPENDED, WITH PULLS****THREE BOX PEDESTALS
SUSPENDED****SUSPENDED, WITH PULLS**

COMPONENT	D	W	H
BOX & FILE PEDESTALS SUSPENDED	22	16	19
	22	16	19
	with LOCK		
	22	16	19
	22	16	19
	22	16	19
	22	16	19
	22	16	19
	22	16	19
SUSPENDED, WITH PULLS	22	16	19
	22	16	19
	22	16	19
	22	16	19
	with LOCK		
	22	16	19
	22	16	19
	22	16	19
	22	16	19
	22	16	19
THREE BOX PEDESTALS SUSPENDED	22	16	19
	22	16	19
	with LOCK		
	22	16	19
	22	16	19
	22	16	19
	22	16	19
	22	16	19
	22	16	19
SUSPENDED, WITH PULLS	22	16	19
	22	16	19
	22	16	19
	22	16	19
	with LOCK		
	22	16	19
	22	16	19
	22	16	19
	22	16	19
	22	16	19

STANDARD INCLUDES

- Drawer Fronts: High Pressure Laminate
- RadiusFormed(90° SoftEdge) both sides
- Black Drawer interiors & Black Full extension glides on all drawers
- File drawers configured for Letter(Front to Back) Filing
- Mounting hardware package





PEDESTALS, CONTINUED



MODEL NUMBER	DESCRIPTION	WEIGHT	LIST PRICE
BF-L Left Mount	Desk mounted drawer pedestal with finger	62	358
BF-R Right Mount	pull standard and decorative pull upgrade	62	358
with LOCK	option. Both Box & File drawers are		with LOCK
BFL-L Left Mount	full extension.	62	400
BFL-R Right Mount	File drawer has front to back	62	400
BF-BP Brass Pulls	letter filing tracks.	62	402
BF-CP Chrome Pulls		62	402
BF-SP Smoke Pulls	SIDE BY SIDE PEDESTAL INSTALLATION	62	402
BF-CSP Crowned Smoke Pulls	REQUIRES DRAWER PULL OPTION.	62	402
with LOCK			with LOCK
BFL-BP Brass Pulls	Finger pull pedestals & pedestals with pulls	62	443
BFL-CP Chrome Pulls	receive optional side locks.	62	443
BFL-SP Smoke Pulls		62	443
BFL-CSP Crowned Smoke Pulls		62	443
B3-L Left Mount	Desk mounted drawer pedestal with finger	62	401
B3-R Right Mount	pull standard and decorative pull upgrade	62	401
with LOCK	option.		with LOCK
B3L-L Left Mount	All Box drawers are full extension.	62	442
B3L-R Right Mount		62	442
B3-BP Brass Pulls	SIDE BY SIDE PEDESTAL INSTALLATION	62	459
B3-CP Chrome Pulls	REQUIRES DRAWER PULL OPTION.	62	459
B3-SP Smoke Pulls		62	459
B3-CSP Crowned Smoke Pulls	Finger pull pedestals & pedestals with pulls	62	459
with LOCK	receive optional side locks.		with LOCK
B3L-BP Brass Pulls		62	501
B3L-CP Chrome Pulls		62	501
B3L-SP Smoke Pulls		62	501
B3L-CSP Crowned Smoke Pulls		62	501

REQUIRED FOR ORDERING

- Model Number
- Drawer Front Laminate Number & Name from Color Compatibles Laminate Cards
- Case Laminate for Pedestal Box selected from:

Neutra, Pebble, Stone, Grey, Slate or Black

▲ NEW CASE LAMINATE OFFERING





OMNI PACIFIC

Product Specifications,
related products
and options

Cases:

Thickness 3/4"

Black Drawer Sides

Thickness 1/2"

Black Drawer Bottoms:

Thickness 1/4"

Options:

► File drawers may be fit with

Side to Side Hardware

for "Legal" Filing

LEGAL = Add \$18 LIST

► Drawer & Door Pulls

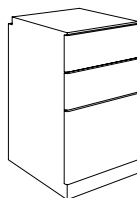
Brass (BP)

Chrome (CP)

Smoke (SP)


Crowned Smoke Pull (CSP)

▲ New Selection

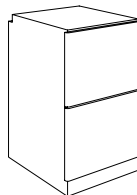


BOX BOX FILE PEDESTALS FULL HEIGHT

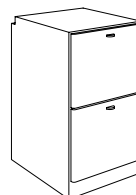
FULL HEIGHT, WITH PULLS



FILE FILE PEDESTALS FULL HEIGHT



FULL HEIGHT, WITH PULLS



COMPONENT	D	W	H
BOX BOX FILE PEDESTALS FULL HEIGHT	22	16	28
	22	16	28
	with LOCK		
	22	16	28
	22	16	28
	22	16	28
	22	16	28
	22	16	28
	22	16	28
	with LOCK		
	22	16	28
FILE FILE PEDESTALS FULL HEIGHT	22	16	28
	22	16	28
	with LOCK		
	22	16	28
	22	16	28
	22	16	28
	22	16	28
	22	16	28
	22	16	28
	with LOCK		
	22	16	28
	22	16	28
	22	16	28
	22	16	28

STANDARD INCLUDES

- Drawer Fronts: High Pressure Laminate
- RadiusFormed(90° SoftEdge) both sides
- Black Drawer interiors & Black Full extension glides on all drawers
- File drawers configured for Letter(Front to Back) Filing
- Mounting hardware package





PEDESTALS, CONTINUED



MODEL NUMBER		DESCRIPTION	WEIGHT	LIST PRICE
BBF-L	Left Mount	Floor based drawer pedestal with finger pull standard and decorative pull upgrade option.	75	483
BBF-R	Right Mount		75	483
with LOCK		Both Box & File drawers are full extension.		with LOCK
BBFL-L	Left Mount	File drawer has front to back letter filing tracks.	75	524
BBFL-R	Right Mount		75	524
BBF-BP	Brass Pulls	NOT A FREESTANDING UNIT. Designed	75	555
BBF-CP	Chrome Pulls	to be placed beneath desking.	75	555
BBF-SP	Smoke Pulls		75	555
BBF-CSP	Crowned Smoke Pulls	SIDE BY SIDE PEDESTAL INSTALLATION	75	555
with LOCK		REQUIRES DRAWER PULL OPTION.		with LOCK
BBFL-BP	Brass Pulls	Pedestals with pulls receive front lock.	75	596
BBFL-CP	Chrome Pulls		75	596
BBFL-SP	Smoke Pulls		75	596
BBFL-CSP	Crowned Smoke Pulls		75	596
FF-L	Left Mount	Floor based drawer pedestal with finger pull standard and decorative pull upgrade option.	72	445
FF-R	Right Mount		72	445
with LOCK		File drawers are full extension and have		with LOCK
FFL-L	Left Mount	front to back letter filing tracks.	72	486
FFL-R	Right Mount		72	486
		NOT A FREESTANDING UNIT. Designed		
FF-BP	Brass Pulls	to be placed beneath desking.	72	502
FF-CP	Chrome Pulls		72	502
FF-SP	Smoke Pulls	SIDE BY SIDE PEDESTAL INSTALLATION	72	502
FF-CSP	Crowned Smoke Pulls	REQUIRES DRAWER PULL OPTION.	72	502
with LOCK				with LOCK
FFL-BP	Brass Pulls	Pedestals with pulls receive front lock.	72	543
FFL-CP	Chrome Pulls		72	543
FFL-SP	Smoke Pulls		72	543
FFL-CSP	Crowned Smoke Pulls		72	543

REQUIRED FOR ORDERING

- Model Number
- Drawer Front Laminate Number & Name from Color Compatibles Laminate Cards
- Case Laminate for Pedestal Box selected from:

Neutra, Pebble, Stone, Grey, Slate or Black

▲ NEW CASE LAMINATE OFFERING





OMNI PACIFIC

Product Specifications,
related products
and options

Cases:

Thickness 3/4"

Black Drawer Sides

Thickness 1/2"

Black Drawer Bottoms:

Thickness 1/4"

Options:

► Drawer & Door Pulls

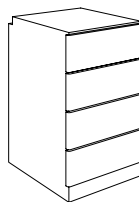
Brass (BP)

Chrome (CP)

Smoke (SP)

Crowned Smoke Pull (CSP)

▲ New Selection



FOUR BOX PEDESTALS FULL HEIGHT

FULL HEIGHT, WITH PULLS



MOBILE BOX FILE PEDESTALS



MOBILE THREE BOX PEDESTALS



	D	W	H
	22	16	28
	22	16	28
	with LOCK		
	22	16	28
	22	16	28
	22	16	28
	22	16	28
	22	16	28
	22	16	28
	with LOCK		
	22	16	28
	22	16	28
	22	16	28
	22	16	28
	22	18	24
	22	18	24
	22	18	24
	22	18	24
	with LOCK		
	22	18	24
	22	18	24
	22	18	24
	22	18	24
	22	18	24
	22	18	24
	22	18	24
	22	18	24
	with LOCK		
	22	18	24
	22	18	24
	22	18	24
	22	18	24

STANDARD INCLUDES

- Drawer Fronts: High Pressure Laminate
- RadiusFormed(90° SoftEdge) both sides
- Black Drawer interiors & Black Full extension glides on all drawers
- Mounting hardware package





PEDESTALS, CONTINUED



MODEL NUMBER		DESCRIPTION	WEIGHT	LIST PRICE
B4-L	Left Mount	Floor based drawer pedestal with finger pull standard and decorative pull upgrade option. All Box drawers are full extension.	73	530
B4-R	Right Mount		73	530
with LOCK				with LOCK
B4L-L	Left Mount		73	572
B4L-R	Right Mount	NOT A FREESTANDING UNIT. Designed to be placed beneath desking.	73	572
B4-BP	Brass Pulls	SIDE BY SIDE PEDESTAL INSTALLATION REQUIRES DRAWER PULL OPTION.	73	617
B4-CP	Chrome Pulls		73	617
B4-SP	Smoke Pulls		73	617
B4-CSP	Crowned Smoke Pulls		73	617
with LOCK			with LOCK	
B4L-BP	Brass Pulls	Pedestals with pulls receive front lock.	73	658
B4L-CP	Chrome Pulls		73	658
B4L-SP	Smoke Pulls		73	658
B4L-CSP	Crowned Smoke Pulls		73	658
MBF-BP	Brass Pulls	Mobile drawer pedestal on casters, with anti-tip caster on bottom of file drawer. All Box & File drawers are full extension.	65	501
MBF-CP	Chrome Pulls		65	501
MBF-SP	Smoke Pulls		65	501
MBF-CSP	Crowned Smoke Pulls		65	501
with LOCK		If lock is ordered, it is placed as standard on right side of pedestal.		with LOCK
MBFL-BP	Brass Pulls	Monochromatic Mobile Pedestal colors to be selected from	65	542
MBFL-CP	Chrome Pulls		65	542
MBFL-SP	Smoke Pulls		65	542
MBFL-CSP	Crowned Smoke Pulls		65	542
MB3-BP	Brass Pulls	Neutra, Pebble, Stone, Grey, Slate or Black	65	563
MB3-CP	Chrome Pulls		65	563
MB3-SP	Smoke Pulls		65	563
MB3-CSP	Crowned Smoke Pulls		65	563
with LOCK			with LOCK	
MB3L-BP	Brass Pulls		65	605
MB3L-CP	Chrome Pulls		65	605
MB3L-SP	Smoke Pulls		65	605
MB3L-CSP	Crowned Smoke Pulls		65	605

REQUIRED FOR ORDERING

- Model Number
- Drawer Front Laminate Number & Name from Color Compatibles Laminate Cards
- Case Laminate for Pedestal Box selected from:

Neutra, Pebble, Stone, Grey, Slate or Black

▲ NEW CASE LAMINATE OFFERING





OMNI PACIFIC

Product Specifications,
related products
and options

Cases:

Thickness 3/4"

Black Drawer Sides

Thickness 1/2"

Black Drawer Bottoms:

Thickness 1/4"

Bookcase Shelving:

Thickness 1"



LATERAL FILE NOTE:
Default hardware configuration is front
to back for increased capacity

30" Wide allows two rows of letter
front to back

36" Wide allows two rows of letter or
legal front to back

42" Wide allows three rows of letter
front to back

Options:

➤ File drawers may be fit with

Side to Side Hardware

for "Lateral" Filing

LATERAL = Add \$18 LIST

➤ Drawer Pulls

Brass (BP)

Chrome (CP)

Smoke (SP)

Crowned Smoke Pull (CSP)




New Selection

COMPONENT

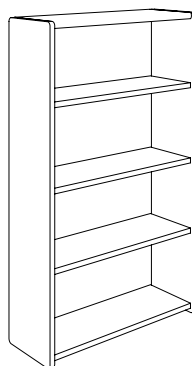
LATERAL FILES UNDERDESK



LATERAL FILES FREESTANDING



BOOKCASE



D W H

22 30 28

22 30 28

22 30 28

22 30 28

22 36 28

22 36 28

22 36 28

22 36 28

22 42 28

22 42 28

22 42 28

22 42 28

22 30 29

22 30 29

22 30 29

22 30 29

22 36 29

22 36 29

22 36 29

22 36 29

22 42 29

22 42 29

22 42 29

22 42 29

13 30 29

13 30 42

13 30 48

13 30 60

13 30 65

13 30 72

13 30 78

13 36 29

13 36 42

13 36 48

13 36 60

13 36 65

13 36 72

13 36 78

STANDARD INCLUDES

- Drawer Fronts: are High Pressure Laminate
- RadiusFormed(90° SoftEdge) both sides
- Lateral Files feature central locking system
- Black Drawer interiors & black full extension glides on all drawers
- Mounting hardware package





10% Price increase

EFFECTIVE APRIL 1, 2007

STORAGE, CONTINUED



MODEL NUMBER	DESCRIPTION	WEIGHT	LIST PRICE
LFU30-BP Brass Pulls	<i>Two drawer Lateral File features polished metal pulls and central locking system.</i>	89	782
LFU30-CP Chrome Pulls		89	782
LFU30-SP Smoke Pulls		89	782
LFU30-CSP Crowned Smoke Pulls		89	782
LFU36-BP Brass Pulls	<i>NOT A FREESTANDING UNIT. Designed to be placed beneath desking.</i>	101	836
LFU36-CP Chrome Pulls		101	836
LFU36-SP Smoke Pulls		101	836
LFU36-CSP Crowned Smoke Pulls		101	836
LFU42-BP Brass Pulls	<i>Default configuration for filing is front to back</i>	113	933
LFU42-CP Chrome Pulls		113	933
LFU42-SP Smoke Pulls		113	933
LFU42-CSP Crowned Smoke Pulls		113	933
LF30-BP Brass Pulls	<i>Freestanding two drawer Lateral File features polished metal pulls & central locking system. Top features waterfall</i>	191	862
LF30-CP Chrome Pulls		191	862
LF30-SP Smoke Pulls		191	862
LF30-CSP Crowned Smoke Pulls		191	862
LF36-BP Brass Pulls	<i>postformed high pressure laminate surfacing.</i>	173	925
LF36-CP Chrome Pulls		173	925
LF36-SP Smoke Pulls		173	925
LF36-CSP Crowned Smoke Pulls		173	925
LF42-BP Brass Pulls	<i>Default configuration for filing is front to back</i>	197	1032
LF42-CP Chrome Pulls		197	1032
LF42-SP Smoke Pulls		197	1032
LF42-CSP Crowned Smoke Pulls		197	1032
BC3029 1 Adjustable Shelf	<i>Freestanding unit with full finished back & postformed laminate top.</i>	69	303
BC3042 2 Adjustable Shelves		97	406
BC3048 2 Adjustable Shelves		105	415
BC3060 3 Adjustable Shelves		131	488
BC3065 4 Adjustable Shelves	<i>Monochromatic bookcase colors to be selected from</i>	138	550
BC3072 4 Adjustable Shelves		157	602
BC3078 5 Adjustable Shelves		175	693
BC3629 1 Adjustable Shelf	<i>Neutra, Pebble, Stone, Grey, Slate or Black</i>	79	327
BC3642 2 Adjustable Shelves		110	441
BC3648 2 Adjustable Shelves		119	450
BC3660 3 Adjustable Shelves		148	531
BC3665 4 Adjustable Shelves		156	625
BC3672 4 Adjustable Shelves		178	655
BC3678 5 Adjustable Shelves		199	757

REQUIRED FOR ORDERING

- Model Number
- Drawer Front Laminate Number & Name from Color Compatibles Laminate Cards
- Case Laminate for Cabinet selected from:

Neutra, Pebble, Stone, Grey, Slate or Black

▲ NEW CASE LAMINATE OFFERING



10% Price increase

EFFECTIVE APRIL 1, 2007



OMNI PACIFIC

Product Specifications,
related products
and options

Cabinet Tops:

Thickness 1-1/8"

Cabinet Cases:

Thickness 3/4"

Shelving:

Thickness 1"

Options:

➤ Door Pulls

Brass (BP)

Chrome (CP)

Smoke (SP)

Crowned Smoke Pull (CSP)

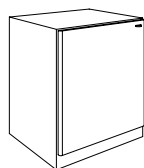
▲ New Selection

➤ Single Door Lock

SLOCK = \$40

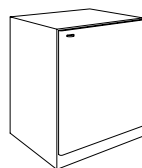
➤ Double Door Lock

DLOCK = \$50

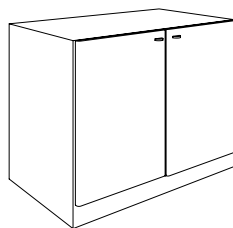


**CABINET, UNDERDESK
SINGLE DOOR,
HINGE LEFT WITH PULL**

HINGE RIGHT WITH PULL



**CABINET, UNDERDESK
TWO DOOR**



COMPONENT	D	W	H
HINGE LEFT WITH PULL	22	16	28
	22	16	28
	22	16	28
	22	16	28
HINGE RIGHT WITH PULL	22	24	28
	22	24	28
	22	24	28
	22	24	28
HINGE LEFT WITH PULL	22	16	28
	22	16	28
	22	16	28
	22	16	28
HINGE RIGHT WITH PULL	22	24	28
	22	24	28
	22	24	28
	22	24	28
HINGE LEFT WITH PULL	22	30	28
	22	30	28
	22	30	28
	22	30	28
HINGE RIGHT WITH PULL	22	36	28
	22	36	28
	22	36	28
	22	36	28
HINGE LEFT WITH PULL	22	42	28
	22	42	28
	22	42	28
	22	42	28

STANDARD INCLUDES

- Door Fronts: High Pressure Laminate
- RadiusFormed(90° SoftEdge) both sides
- 170° European hinges on storage cabinets
- Adjustable shelving in all cabinets
- Mounting hardware package





STORAGE, CONTINUED



MODEL NUMBER	DESCRIPTION	WEIGHT	LIST PRICE
CU16HL-BP	Brass Pulls	71	448
CU16HL-CP	Chrome Pulls	71	448
CU16HL-SP	Smoke Pulls	71	448
CU16HL-CSP	Crowned Smoke Pulls	71	448
CU24HL-BP	Brass Pulls	95	489
CU24HL-CP	Chrome Pulls	95	489
CU24HL-SP	Smoke Pulls	95	489
CU24HL-CSP	Crowned Smoke Pulls	95	489
CU16HR-BP	Brass Pulls	71	448
CU16HR-CP	Chrome Pulls	71	448
CU16HR-SP	Smoke Pulls	71	448
CU16HR-CSP	Crowned Smoke Pulls	71	448
CU24HR-BP	Brass Pulls	95	489
CU24HR-CP	Chrome Pulls	95	489
CU24HR-SP	Smoke Pulls	95	489
CU24HR-CSP	Crowned Smoke Pulls	95	489
CU30-BP	Brass Pulls	112	645
CU30-CP	Chrome Pulls	112	645
CU30-SP	Smoke Pulls	112	645
CU30-CSP	Crowned Smoke Pulls	112	645
CU36-BP	Brass Pulls	130	693
CU36-CP	Chrome Pulls	130	693
CU36-SP	Smoke Pulls	130	693
CU36-CSP	Crowned Smoke Pulls	130	693
CU42-BP	Brass Pulls	147	777
CU42-CP	Chrome Pulls	147	777
CU42-SP	Smoke Pulls	147	777
CU42-CSP	Crowned Smoke Pulls	147	777

Floor based storage cabinet with two adjustable shelves. NOT A FREE-STANDING UNIT. Designed to be placed beneath desking.

Two door Cabinet features polished metal pulls and one 1" thick adjustable shelf.

NOT A FREESTANDING UNIT. Designed to be placed beneath desking.

REQUIRED FOR ORDERING

- Model Number
- Door Laminate Number & Name from Color Compatibles Laminate Cards
- Case Laminate for Cabinets selected from:

Neutra, Pebble, Stone, Grey, Slate or Black

▲ NEW CASE LAMINATE OFFERING





OMNI PACIFIC

Product Specifications,
related products
and options

Cabinet Cases:

Thickness 3/4"

Shelving:

Thickness 1"

Options:

► Door Pulls

Brass (BP)

Chrome (CP)

Smoke (SP)

Crowned Smoke Pull (CSP)

▲ New Selection

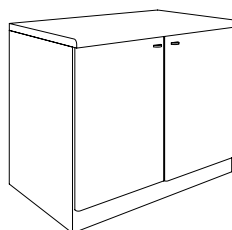
► Double Door Lock

DLOCK = \$50

COMPONENT

CABINET

FREESTANDING



D W H

22 30 29

22 30 29

22 30 29

22 30 29

22 36 29

22 36 29

22 36 29

22 36 29

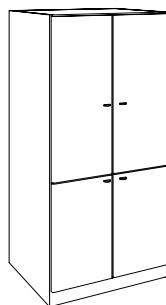
22 42 29

22 42 29

22 42 29

22 42 29

STORAGE CABINET, FOUR DOOR



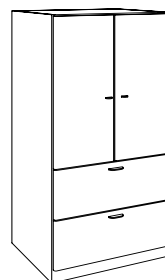
24 30 65

24 30 65

24 30 65

24 30 65

STORAGE CABINET, TWO DOOR WITH LATERAL FILES



24 30 65

24 30 65

24 30 65

24 30 65



NEW PRODUCT

STANDARD INCLUDES

- Door Fronts: High Pressure Laminate
- RadiusFormed(90° SoftEdge) both sides
- 170° European hinges on storage cabinets
- 18" deep adjustable shelving in all cabinets





10% Price increase

EFFECTIVE APRIL 1, 2007

STORAGE, CONTINUED



MODEL NUMBER	DESCRIPTION	WEIGHT	LIST PRICE
CF30-BP Brass Pulls	<i>Freestanding two door Cabinet features polished metal pulls and one 1" thick adjustable shelf.</i>	133	701
CF30-CP Chrome Pulls		133	701
CF30-SP Smoke Pulls		133	701
CF30-CSP Crowned Smoke Pulls		133	701
CF36-BP Brass Pulls	<i>Top features waterfall postformed high pressure laminate surfacing.</i>	154	764
CF36-CP Chrome Pulls		154	764
CF36-SP Smoke Pulls		154	764
CF36-CSP Crowned Smoke Pulls		154	764
CF42-BP Brass Pulls		176	859
CF42-CP Chrome Pulls		176	859
CF42-SP Smoke Pulls		176	859
CF42-CSP Crowned Smoke Pulls		176	859
SC30DCS-BP Brass Pull	<i>Four door Storage cabinet features one adjustable shelf in lower section & two adjustable shelves above a fixed center shelf.</i>	235	1361
SC30DCS-CP Chrome Pull		235	1361
SC30DCS-SP Smoke Pull		235	1361
SC30DCS-CSP Crowned Smoke Pulls		235	1361
SC30LCS-BP Brass Pull	<i>Two door Storage cabinet features two locking lateral files below two adjustable shelves above a fixed center shelf.</i>	241	1487
SC30LCS-CP Chrome Pull		241	1487
SC30LCS-SP Smoke Pull		241	1487
SC30LCS-CSP Crowned Smoke Pulls		241	1487

REQUIRED FOR ORDERING

- Model Number
- Door & Drawer Front Laminate Number & Name from Color Compatibles Laminate Cards
- Case Laminate for Cabinet selected from:

Neutra, Pebble, Stone, Grey, Slate or Black

 NEW CASE LAMINATE OFFERING



10% Price increase

EFFECTIVE APRIL 1, 2007

**OMNI
PACIFIC**

Product Specifications,
related products
and options

Cabinet Cases:

Thickness 3/4"

Shelving:

Thickness 1"

Options:

► Door Pulls

Brass (BP)

Chrome (CP)

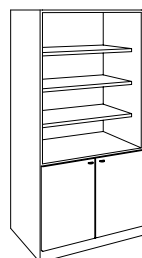
Smoke (SP)

Crowned Smoke Pull (CSP)

▲ New Selection

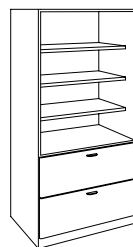
► Double Door Lock

DLOCK = \$50



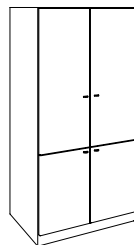
**VAULT CABINET,
DOORS WITH OPEN STORAGE**

COMPONENT	D	W	H
	24	30	72
	24	30	72
	24	30	72
	24	30	72
	24	36	72
	24	36	72
	24	36	72
	24	36	72



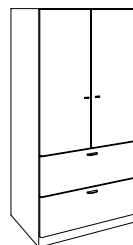
**VAULT CABINET,
LATERALS WITH OPEN STORAGE**

	24	30	72
	24	30	72
	24	30	72
	24	30	72
	24	36	72
	24	36	72
	24	36	72
	24	36	72



**VAULT CABINET,
DOORS WITH CLOSED STORAGE**

	24	30	72
	24	30	72
	24	30	72
	24	30	72
	24	36	72
	24	36	72
	24	36	72
	24	36	72



**VAULT CABINET,
LATERALS WITH CLOSED STORAGE**

	24	30	72
	24	30	72
	24	30	72
	24	30	72
	24	36	72
	24	36	72
	24	36	72
	24	36	72

STANDARD INCLUDES

- Doors & Drawer Fronts: High Pressure Laminate
- RadiusFormed(90° SoftEdge) both sides
- 170° European hinges on Vault Cabinets
- 18" deep adjustable shelving in all cabinets
- Black drawer interiors, black full extension glides & locks on lateral file drawers





STORAGE, CONTINUED



MODEL NUMBER		DESCRIPTION	WEIGHT	LIST PRICE
VC30DOS-BP	Brass Pulls	6 Foot High Bookcase & Storage cabinet with two doors and polished metal pulls standard.	241	1140
VC30DOS-CP	Chrome Pulls		241	1140
VC30DOS-SP	Smoke Pulls		241	1140
VC30DOS-CSP	Crowned Smoke Pulls		241	1140
VC36DOS-BP	Brass Pulls	Cabinet features one adjustable shelf in lower section & three adjustable shelves above.	275	1259
VC36DOS-CP	Chrome Pulls		275	1259
VC36DOS-SP	Smoke Pulls		275	1259
VC36DOS-CSP	Crowned Smoke Pulls		275	1259
VC30LOS-BP	Brass Pulls	6 Foot High Bookcase & Lateral File cabinet with polished metal pulls standard.	272	1366
VC30LOS-CP	Chrome Pulls		272	1366
VC30LOS-SP	Smoke Pulls		272	1366
VC30LOS-CSP	Crowned Smoke Pulls		272	1366
VC36LOS-BP	Brass Pulls	Cabinet features two locking file drawers in lower section & three adjustable shelves above.	316	1484
VC36LOS-CP	Chrome Pulls		316	1484
VC36LOS-SP	Smoke Pulls		316	1484
VC36LOS-CSP	Crowned Smoke Pulls		316	1484
VC30DCS-BP	Brass Pulls	6 Foot High Four Door Storage cabinet with polished metal pulls standard.	267	1455
VC30DCS-CP	Chrome Pulls		267	1455
VC30DCS-SP	Smoke Pulls		267	1455
VC30DCS-CSP	Crowned Smoke Pulls		267	1455
VC36DCS-BP	Brass Pulls	Cabinet features one adjustable shelf in lower section & three adjustable shelves above.	306	1597
VC36DCS-CP	Chrome Pulls		306	1597
VC36DCS-SP	Smoke Pulls		306	1597
VC36DCS-CSP	Crowned Smoke Pulls		306	1597
VC30LCS-BP	Brass Pulls	6 Foot High Storage & Lateral File cabinet with polished metal pulls standard.	272	1594
VC30LCS-CP	Chrome Pulls		272	1594
VC30LCS-SP	Smoke Pulls		272	1594
VC30LCS-CSP	Crowned Smoke Pulls		272	1594
VC36LCS-BP	Brass Pulls	Cabinet features two locking file drawers in lower section & three adjustable shelves above.	308	1708
VC36LCS-CP	Chrome Pulls		308	1708
VC36LCS-SP	Smoke Pulls		308	1708
VC36LCS-CSP	Crowned Smoke Pulls		308	1708

REQUIRED FOR ORDERING

- Model Number
- Door & Drawer Front: Laminate Number & Name from Color Compatibles Laminate Cards
- Case Laminate for Cabinet & Adjustable Shelving selected from:

Neutra, Pebble, Stone, Grey, Slate or Black

▲ NEW CASE LAMINATE OFFERING





OMNI PACIFIC

Product Specifications,
related products
and options

Cabinet Cases:

Thickness 3/4"

Shelving:

Thickness 1"

Options:

► Door Pulls

Brass (BP)

Chrome (CP)

Smoke (SP)

Crowned Smoke Pull (CSP)

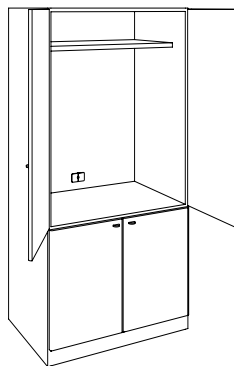
▲ New Selection

► Double Door Lock

DLOCK = \$50

COMPONENT D W H

VAULT CABINET, AUDIO VISUAL



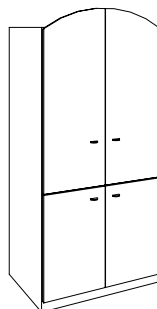
24	30	72
24	30	72
24	30	72
24	30	72
24	36	72
24	36	72
24	36	72
24	36	72

VAULT CABINET, COAT / STORAGE



24	30	72
24	30	72
24	30	72
24	30	72
24	36	72
24	36	72
24	36	72
24	36	72

VAULT CABINET, CROWNED DOOR OPTION



STANDARD INCLUDES

- Doors: High Pressure Laminate
- RadiusFormed(90° SoftEdge) both sides
- 170° European hinges on Vault Cabinets
- 18" deep adjustable shelving in all cabinets





10% Price increase

EFFECTIVE APRIL 1, 2007

STORAGE, CONTINUED



MODEL NUMBER	DESCRIPTION	WEIGHT	LIST PRICE
VC30AV-BP Brass Pulls	6 Foot High Audio/Visual cabinet with postformed(SoftEdge) doors and polished metal pulls.	237	1390
VC30AV-CP Chrome Pulls		237	1390
VC30AV-SP Smoke Pulls		237	1390
VC30AV-CSP Crowned Smoke Pulls		237	1390
VC36AV-BP Brass Pulls	Cabinet features one adjustable shelf in lower section, space for large screen TV, cable access, adjustable shelf for VCR and heat venting in the upper section.	270	1505
VC36AV-CP Chrome Pulls		270	1505
VC36AV-SP Smoke Pull		270	1505
VC36AV-CSP Crowned Smoke Pulls		270	1505
VC30CS-BP Brass Pulls	6 Foot High Coat/Storage cabinet with postformed(SoftEdge) doors and polished metal pulls.	252	1464
VC30CS-CP Chrome Pulls		252	1464
VC30CS-SP Smoke Pulls		252	1464
VC30CS-CSP Crowned Smoke Pulls		252	1464
VC36CS-BP Brass Pulls	Cabinet features one adjustable shelf in lower section, partitioned coat section(1/3 width) on left & three adjustable shelves on right.	288	1590
VC36CS-CP Chrome Pulls		288	1590
VC36CS-SP Smoke Pull		288	1590
VC36CS-CSP Crowned Smoke Pulls		288	1590
CrownVC	Upcharge to be added to List Price of Vault Cabinets for arched pair of doors, adding 6" to height of cabinet.		100

REQUIRED FOR ORDERING

- Model Number
- Door Front Laminate Number & Name from Color Compatibles Laminate Cards
- Case Laminate for Cabinet selected from:

Neutra, Pebble, Stone, Grey, Slate or Black

▲ NEW CASE LAMINATE OFFERING



10% Price increase

EFFECTIVE APRIL 1, 2007



OMNI PACIFIC

Product Specifications,
related products
and options

Cabinet Cases:

Thickness 3/4"

Shelving:

Thickness 1"

Options:

► Door Pulls

Brass (BP)

Chrome (CP)

Smoke (SP)

Crowned Smoke Pull (CSP)

▲ New Selection

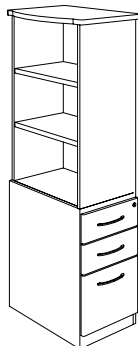
COMPONENT

D W H


PERSONAL STORAGE

BOOKCASE WITH BOX BOX FILE DRAWERS

Bookcase Left



Bookcase Right



24	15-3/4	66
24	15-3/4	66
24	15-3/4	66
24	15-3/4	66

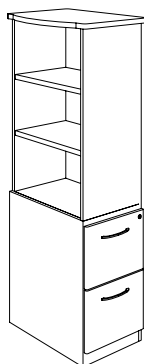
30	15-3/4	66
30	15-3/4	66
30	15-3/4	66
30	15-3/4	66

24	15-3/4	66
24	15-3/4	66
24	15-3/4	66
24	15-3/4	66

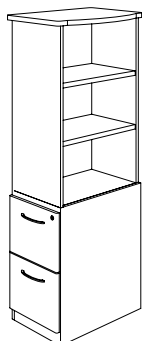
30	15-3/4	66
30	15-3/4	66
30	15-3/4	66
30	15-3/4	66

BOOKCASE WITH FILE FILE DRAWERS

Bookcase Left



Bookcase Right



24	15-3/4	66
24	15-3/4	66
24	15-3/4	66
24	15-3/4	66

30	15-3/4	66
30	15-3/4	66
30	15-3/4	66
30	15-3/4	66

24	15-3/4	66
24	15-3/4	66
24	15-3/4	66
24	15-3/4	66

30	15-3/4	66
30	15-3/4	66
30	15-3/4	66
30	15-3/4	66

STANDARD INCLUDES

- Doors:& Drawer Fronts High Pressure Laminate
- RadiusFormed(90° SoftEdge) both sides
- Book Shelves are 1" thick & adjustable
- Drawer Locks are standard





STORAGE, CONTINUED



MODEL NUMBER		DESCRIPTION	WEIGHT	LIST PRICE
Bookcase Left				
BSL24BBF-BP	Brass Pulls	Personal storage cabinet with side facing Bookcase above Box Box File	149	1035
BSL24BBF-CP	Chrome Pulls		149	1035
BSL24BBF-SP	Smoke Pulls		149	1035
BSL24BBF-CSP	Crowned Smoke Pulls		149	1035
		Drawer Section.		
BSL30BBF-BP	Brass Pulls	Cabinet available in 24" & 30" depths.	170	1103
BSL30BBF-CP	Chrome Pulls		170	1103
BSL30BBF-SP	Smoke Pulls		170	1103
BSL30BBF-CSP	Crowned Smoke Pulls		170	1103
		Drawers have front mounted gang lock		
Bookcase Right				
BSR24BBF-BP	Brass Pulls	standard.	149	1035
BSR24BBF-CP	Chrome Pulls	Specify bookcase section facing left or right of drawers.	149	1035
BSR24BBF-SP	Smoke Pulls		149	1035
BSR24BBF-CSP	Crowned Smoke Pulls		149	1035
BSR30BBF-BP	Brass Pulls		170	1103
BSR30BBF-CP	Chrome Pulls		170	1103
BSR30BBF-SP	Smoke Pulls		170	1103
BSR30BBF-CSP	Crowned Smoke Pulls		170	1103
Bookcase Left				
BSL24FF-BP	Brass Pulls	Personal storage cabinet with side facing Bookcase above File File	149	985
BSL24FF-CP	Chrome Pulls		149	985
BSL24FF-SP	Smoke Pulls		149	985
BSL24FF-CSP	Crowned Smoke Pulls		149	985
		Drawer Section.		
BSL30FF-BP	Brass Pulls	Cabinet available in 24" & 30" depths.	170	1052
BSL30FF-CP	Chrome Pulls		170	1052
BSL30FF-SP	Smoke Pulls		170	1052
BSL30FF-CSP	Crowned Smoke Pulls		170	1052
		Drawers have front mounted gang lock		
Bookcase Right				
BSR24FF-BP	Brass Pulls	standard.	149	985
BSR24FF-CP	Chrome Pulls	Specify bookcase section facing left or right of drawers.	149	985
BSR24FF-SP	Smoke Pulls		149	985
BSR24FF-CSP	Crowned Smoke Pulls		149	985
BSR30FF-BP	Brass Pulls		170	1052
BSR30FF-CP	Chrome Pulls		170	1052
BSR30FF-SP	Smoke Pulls		170	1052
BSR30FF-CSP	Crowned Smoke Pulls		170	1052

REQUIRED FOR ORDERING

- Model Number
- Drawer Front Laminate Number & Name from Color Compatibles Laminate Cards
- Case Laminate for Cabinet selected from:

Neutra, Pebble, Stone, Grey, Slate or Black

▲ NEW CASE LAMINATE OFFERING



OMNI PACIFIC

Product Specifications,
related products
and options

Cabinet Cases:
Thickness 3/4"
Shelving:
Thickness 1"

Options:

► Door Pulls

Brass (BP)

Chrome (CP)

Smoke (SP)

Crowned Smoke Pull (CSP)

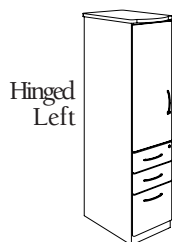
▲ New Selection

COMPONENT

D W H

PERSONAL STORAGE

CLOSED STORAGE WITH BOX BOX FILE DRAWERS



Hinged
Left



Hinged
Right



NEW PRODUCT

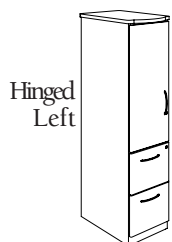
24	15-3/4	66
24	15-3/4	66
24	15-3/4	66
24	15-3/4	66

30	15-3/4	66
30	15-3/4	66
30	15-3/4	66
30	15-3/4	66

24	15-3/4	66
24	15-3/4	66
24	15-3/4	66
24	15-3/4	66

30	15-3/4	66
30	15-3/4	66
30	15-3/4	66
30	15-3/4	66

CLOSED STORAGE WITH FILE FILE DRAWERS



Hinged
Left



Hinged
Right



NEW PRODUCT

24	15-3/4	66
24	15-3/4	66
24	15-3/4	66
24	15-3/4	66

30	15-3/4	66
30	15-3/4	66
30	15-3/4	66
30	15-3/4	66

24	15-3/4	66
24	15-3/4	66
24	15-3/4	66
24	15-3/4	66

30	15-3/4	66
30	15-3/4	66
30	15-3/4	66
30	15-3/4	66

STANDARD INCLUDES

- Doors:& Drawer Fronts High Pressure Laminate
- RadiusFormed(90° SoftEdge) both sides
- Book Shelves are 1" thick & adjustable
- 170° European hinges on Closed Storage Cabinets
- Drawer & Door Locks are standard



10% Price increase

EFFECTIVE APRIL 1, 2007

STORAGE, CONTINUED



MODEL NUMBER		DESCRIPTION	WEIGHT	LIST PRICE
Hinged Left				
CS24BBFHL-BP	Brass Pulls	Personal storage cabinet with locking door storage above Box Box File Drawer Section.	167	1112
CS24BBFHL-CP	Chrome Pulls		167	1112
CS24BBFHL-SP	Smoke Pulls		167	1112
CS24BBFHL-CSP	Crowned Smoke Pulls		167	1112
Cabinet available 24" & 30" deep.				
CS30BBFHL-BP	Brass Pulls	Drawer & door lock standard.	193	1180
CS30BBFHL-CP	Chrome Pulls		193	1180
CS30BBFHL-SP	Smoke Pulls		193	1180
CS30BBFHL-CSP	Crowned Smoke Pulls		193	1180
Hinged Right				
CS24BBFHR-BP	Brass Pulls	Specify left or right door hinge	167	1112
CS24BBFHR-CP	Chrome Pulls		167	1112
CS24BBFHR-SP	Smoke Pulls		167	1112
CS24BBFHR-CSP	Crowned Smoke Pulls		167	1112
Cabinet available 24" & 30" deep.				
CS30BBFHR-BP	Brass Pulls	Drawer & door lock standard.	193	1180
CS30BBFHR-CP	Chrome Pulls		193	1180
CS30BBFHR-SP	Smoke Pulls		193	1180
CS30BBFHR-CSP	Crowned Smoke Pulls		193	1180
Hinged Left				
CS24FFHL-BP	Brass Pulls	Personal storage cabinet with locking door storage above File File Drawer Section.	167	1061
CS24FFHL-CP	Chrome Pulls		167	1061
CS24FFHL-SP	Smoke Pulls		167	1061
CS24FFHL-CSP	Crowned Smoke Pulls		167	1061
Cabinet available 24" & 30" deep.				
CS30FFHL-BP	Brass Pulls	Drawer & door lock standard.	193	1129
CS30FFHL-CP	Chrome Pulls		193	1129
CS30FFHL-SP	Smoke Pulls		193	1129
CS30FFHL-CSP	Crowned Smoke Pulls		193	1129
Hinged Right				
CS24FFHR-BP	Brass Pulls	Specify left or right door hinge	167	1061
CS24FFHR-CP	Chrome Pulls		167	1061
CS24FFHR-SP	Smoke Pulls		167	1061
CS24FFHR-CSP	Crowned Smoke Pulls		167	1061
Cabinet available 24" & 30" deep.				
CS30FFHR-BP	Brass Pulls	Drawer & door lock standard.	193	1129
CS30FFHR-CP	Chrome Pulls		193	1129
CS30FFHR-SP	Smoke Pulls		193	1129
CS30FFHR-CSP	Crowned Smoke Pulls		193	1129

REQUIRED FOR ORDERING

- Model Number
- Door & Drawer Front Laminate Number & Name from Color Compatibles Laminate Cards
- Case Laminate for Cabinet selected from:

Neutra, Pebble, Stone, Grey, Slate or Black

▲ NEW CASE LAMINATE OFFERING



10% Price increase

EFFECTIVE APRIL 1, 2007



OMNI PACIFIC

Product Specifications,
related products
and options

Cabinet Cases:

Thickness 3/4"

Shelving:

Thickness 1"

Options:

► Door Pulls

Brass (BP)

Chrome (CP)

Smoke (SP)

Crowned Smoke Pull (CSP)

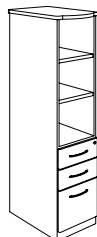
▲ New Selection

COMPONENT

D W H

PERSONAL STORAGE

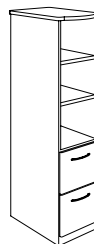
OPEN STORAGE WITH BOX BOX FILE DRAWERS



24	15-3/4	66
24	15-3/4	66
24	15-3/4	66
24	15-3/4	66

30	15-3/4	66
30	15-3/4	66
30	15-3/4	66
30	15-3/4	66

OPEN STORAGE WITH FILE FILE DRAWERS




24	15-3/4	66
24	15-3/4	66
24	15-3/4	66
24	15-3/4	66

30	15-3/4	66
30	15-3/4	66
30	15-3/4	66
30	15-3/4	66



NEW PRODUCT


VISUAL BOARD WITH TACKBOARDS ON DOORS



5	48	36
5	48	36
5	48	36
5	48	36

5	48	48
5	48	48
5	48	48
5	48	48

VISUAL BOARD WITH WHITEBOARDS ON DOORS



5	48	36
5	48	36
5	48	36
5	48	36

5	48	48
5	48	48
5	48	48
5	48	48



NEW PRODUCT

STANDARD INCLUDES

- Doors:& Drawer Fronts High Pressure Laminate
- RadiusFormed(90° SoftEdge) both sides
- Book Shelves are 1" thick & adjustable
- 170° European hinges on Closed Storage Cabinets
- Drawer Locks are standard





10% Price increase

EFFECTIVE APRIL 1, 2007

STORAGE, CONTINUED



MODEL NUMBER	DESCRIPTION	WEIGHT	LIST PRICE
OS24BBF-BP Brass Pulls	<i>Personal storage cabinet with front facing storage above Box Box File Drawer Section.</i>	155	1035
OS24BBF-CP Chrome Pulls		155	1035
OS24BBF-SP Smoke Pulls		155	1035
OS24BBF-CSP Crowned Smoke Pulls		155	1035
OS30BBF-BP Brass Pulls	<i>Cabinet available 24" & 30" deep. Front mounted drawer lock standard.</i>	181	1103
OS30BBF-CP Chrome Pulls		181	1103
OS30BBF-SP Smoke Pulls		181	1103
OS30BBF-CSP Crowned Smoke Pulls		181	1103
OS24FF-BP Brass Pulls	<i>Personal storage cabinet with front facing storage above File File Drawer Section.</i>	155	985
OS24FF-CP Chrome Pulls		155	985
OS24FF-SP Smoke Pulls		155	985
OS24FF-CSP Crowned Smoke Pulls		155	985
OS30FF-BP Brass Pulls	<i>Cabinet available 24" & 30" deep. Front mounted drawer lock standard.</i>	181	1052
OS30FF-CP Chrome Pulls		181	1052
OS30FF-SP Smoke Pulls		181	1052
OS30FF-CSP Crowned Smoke Pulls		181	1052
VB4836TB-BP Brass Pulls	<i>Wall Mounted Visual Board with "White Board" on the center section for Dry Erase Markers.</i>	93	949
VB4836TB-CP Chrome Pulls		93	949
VB4836TB-SP Smoke Pulls		93	949
VB4836TB-CSP Crowned Smoke Pulls		93	949
VB4848TB-BP Brass Pulls	<i>Door interiors have fabric covered tackboards.</i>	120	1066
VB4848TB-CP Chrome Pulls		120	1066
VB4848TB-SP Smoke Pulls		120	1066
VB4848TB-CSP Crowned Smoke Pulls		120	1066
VB4836WB-BP Brass Pulls	<i>Wall Mounted Visual Board with "White Board" on the center section for Dry Erase Markers.</i>	92	967
VB4836WB-CP Chrome Pulls		92	967
VB4836WB-SP Smoke Pulls		92	967
VB4836WB-CSP Crowned Smoke Pulls		92	967
VB4848WB-BP Brass Pulls	<i>Door interiors have "WhiteBoard" surfaces also.</i>	119	1108
VB4848WB-CP Chrome Pulls		119	1108
VB4848WB-SP Smoke Pulls		119	1108
VB4848WB-CSP Crowned Smoke Pulls		119	1108

REQUIRED FOR ORDERING

- Model Number
- Door & Drawer Front Laminate Number & Name from Color Compatibles Laminate Cards
- Case Laminate for Cabinet selected from:

Neutra, Pebble, Stone, Grey, Slate or Black

▲ NEW CASE LAMINATE OFFERING



10% Price increase

EFFECTIVE APRIL 1, 2007



OMNI PACIFIC

Product Specifications,
related products
and options

ActionWall™

Thickness 2"

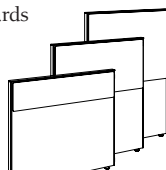
Fabric Both Sides

Top Cap & End Cap Colors


Slate & Grey

Options:

Mounted Tackboards
(Pg 86)



Reception Counters
(Pg 92)

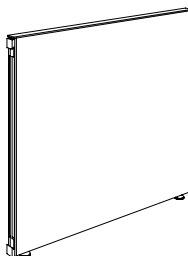


PLEASE PROVIDE
FLOOR PLAN OF
PROPOSED ActionWalls™
TO INSURE PROPER
CONFIGURATION
AT THE FACTORY

COMPONENT	HEIGHT	WIDTH
-----------	--------	-------

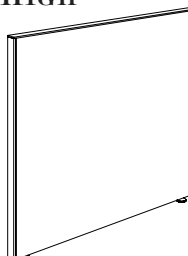
ACTIONWALL™ PRIVACY PARTITIONS WITH FABRIC TWO SIDES

CONNECTORS - 42" HIGH



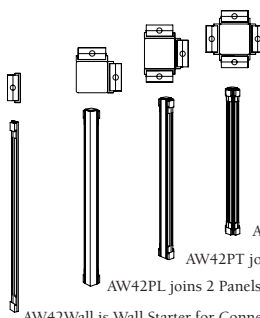
42	12
42	24
42	30
42	36
42	42
42	48
42	60

ENDS- 42" HIGH



42	12
42	24
42	30
42	36
42	42
42	48
42	60

POSTS- 42" HIGH



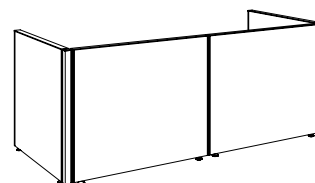
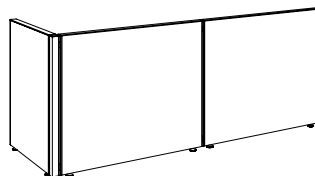
41	2
41	2
41	2
41	2

AW42PX joins 4 Panels in "X" shape

AW42PT joins 3 Panels in "T" shape

AW42PL joins 2 Panels in "L" shape

AW42Wall is Wall Starter for Connector or End



NEW PRODUCTS

STANDARD INCLUDES

- Hollow Core Non-Tackable ActionWall™ with Panel Fabric Both Sides
- Finished Top Cap & Mitred End Caps in Slate & Grey
- Guilford Fabric selections from **OMNI PACIFIC** Fabric Card
- Adjustable Leveling Glides & Connecting Hardware Package included with each panel
- Exposed faces of "L" & "T" posts are fabric covered

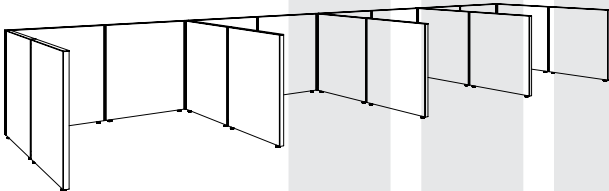




ACTIONWALLS™, CONTINUED

LIST PRICE

MAHARAM ALLIANCE GUILFORD COLLECTION 1 GUILFORD TACKBOARD

MODEL NUMBER	DESCRIPTION	WT	MA	G1	GT
AWC4212	<i>ActionWall™ Connectors attach to other ActionWalls™ or Posts on both sides & have all necessary hardware attached at the factory.</i>	8	199	218	266
AWC4224		15	240	269	341
AWC4230		19	267	306	402
AWC4236		23	290	335	447
AWC4242		27	316	368	496
AWC4248		31	336	394	538
AWC4260		38	382	453	629
AWE4212	<i>ActionWall™ Ends have end caps on one side, attach to ActionWalls™ or Posts on other side with all required hardware attached at factory. All ActionWall™ "runs" should finish with an ActionWall™ End.</i>	7	175	194	242
AWE4224		14	216	245	317
AWE4230		18	243	282	378
AWE4236		22	266	311	423
AWE4242		26	292	344	472
AWE4248		30	312	370	514
AWE4260		37	358	429	605
AW42PL	AW42PL joins 2-42" Walls in "L" shape	14			170
AW42PT	AW42PT joins 3-42" Walls in "T" shape	15			217
AW42PX	AW42PX joins 4-42" Walls in "X" shape	16			257
AW42WALL	AW42Wall is Wall Starter for 42" Connector or End	5			55
<p>42" High ActionWalls™ are used for reception counters and may be configured in "L" and "U" shapes. For stability, all ActionWalls™ should be specified with wall attachment (AW42WALL).</p> <p>42" High ActionWalls™ are also used for "Vari-Height" configurations, attached to 53" or 65" High ActionWalls™, to separate workstations or provide two levels of privacy</p>					
					

REQUIRED FOR ORDERING

- Model Number with MA, G1 or GT Suffix for Fabric Level Selection (i.e. AWE4248-G1 for Guilford Collection 1)
- Top/End Cap Color Selection from:
Slate or Grey
- Panel Fabric with Style Number, Color Number and Name from Maharam Alliance, "Collection 1" and **OMNI PACIFIC** Guilford Fabric Cards. See Page 3 and contact Sales Representative for Memo Samples. **87**



**OMNI
PACIFIC**

Product Specifications,
related products
and options

ActionWall™

Thickness 2"

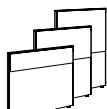
Fabric Both Sides

Top Cap & End Cap Colors

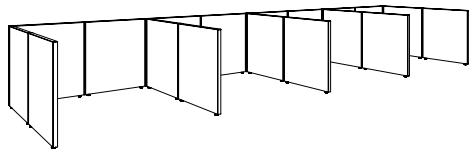
Slate & Grey

Options:

Mounted Tackboards
(Pg 86)




PLEASE PROVIDE
FLOOR PLAN OF
PROPOSED ActionWalls™
TO INSURE PROPER
CONFIGURATION
AT THE FACTORY




COMPONENT	HEIGHT	WIDTH
-----------	--------	-------

ACTIONWALL™ PRIVACY PARTITIONS WITH FABRIC TWO SIDES
CONNECTORS - 53" HIGH




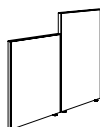
53	12
53	24
53	30
53	36
53	42
53	48
53	60

ENDS- 53" HIGH



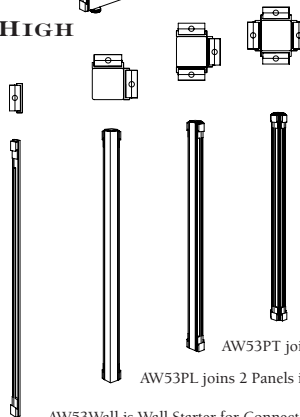
53	12
53	24
53	30
53	36
53	42
53	48
53	60

**VARI-HEIGHT CONNECTOR-
53" TO 42" HIGH**



53	12
53	24
53	30
53	36
53	42
53	48
53	60

POSTS- 53" HIGH



52	2
52	2
52	2
52	2

AW53PX joins 4 Panels in "X" shape

AW53PT joins 3 Panels in "T" shape

AW53PL joins 2 Panels in "L" shape

AW53Wall is Wall Starter for Connector or End



NEW PRODUCT

STANDARD INCLUDES

- Hollow Core Non-Tackable ActionWall™ with Panel Fabric Both Sides
- Finished Top Cap & Mitred End Caps in Slate & Grey
- Guilford Fabric selections from **OMNI PACIFIC** Fabric Card
- Adjustable Leveling Glides & Connecting Hardware Package included with each panel
- Exposed faces of "L" & "T" posts are fabric covered





10% Price increase

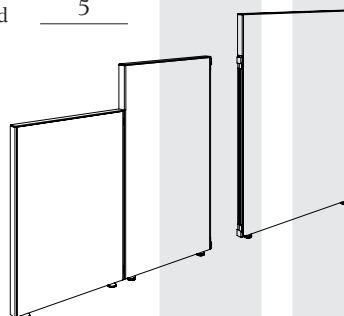
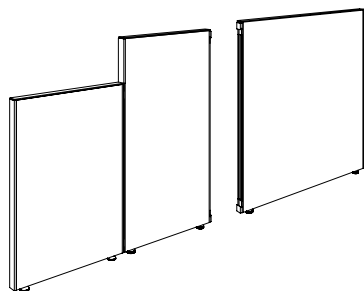
EFFECTIVE APRIL 1, 2007

ACTIONWALLS™, CONTINUED

LIST PRICE

MAHARAM ALLIANCE GUILFORD COLLECTION 1 GUILFORD TACKBOARD

MODEL NUMBER	DESCRIPTION	WT	MA	G1	GT
AWC5312	ActionWall™ Connectors attach to other	9	214	234	282
AWC5324	ActionWalls™ or Posts on both sides & have	18	261	290	362
AWC5330	all necessary hardware attached at the factory.	23	292	330	426
AWC5336		27	317	362	474
AWC5342		32	347	398	526
AWC5348		36	369	427	571
AWC5360		45	420	491	667
AWE5312	ActionWall™ Ends have end caps on one side,	8	184	204	252
AWE5324	attach to ActionWalls™ or Posts on other side	17	231	260	332
AWE5330	with all required hardware attached at factory.	22	262	300	396
AWE5336	All ActionWall™ "runs" should finish with an	26	287	332	444
AWE5342	ActionWall™ End.	31	317	368	496
AWE5348		35	339	397	541
AWE5360		44	390	461	637
AWVC5312-42	ActionWall™ Vari-Height Connectors attach to	9	213	232	280
AWVC5324-42	ActionWalls™ or Posts on both sides & have	18	260	289	361
AWVC5330-42	all necessary hardware attached at the factory.	23	290	329	425
AWVC5336-42		27	316	361	473
AWVC5342-42	53" Vari-Height Connectors must be attached	32	346	397	525
AWVC5348-42	to 42" ActionWalls™ on one side and to 53"	36	367	425	569
AWVC5360-42	Connectors, 65" Vari-Height Connectors, Posts	45	419	490	666
	or AW53WALL on the other side.				
AW53PL	AW53PL joins 2-53" Walls in "L" shape	16			201
AW53PT	AW53PT joins 3-53" Walls in "T" shape	17			263
AW53PX	AW53PX joins 4-53" Walls in "X" shape	18			318
AW53WALL	AW53Wall is Wall Starter for 53" Connector or End	5			70



REQUIRED FOR ORDERING

- Model Number with MA, G1 or GT Suffix for Fabric Level Selection (i.e. AWE4248-G1 for Guilford Collection 1)
- Top/End Cap Color Selection from:
Slate or Grey
- Panel Fabric with Style Number, Color Number and Name from Maharam Alliance, "Collection 1" and **OMNI PACIFIC** Guilford Fabric Cards. See Page 3 and contact Sales Representative for Memo Samples. **89**



10% Price increase

EFFECTIVE APRIL 1, 2007

**OMNI
PACIFIC**

Product Specifications,
related products
and options

ActionWall™

Thickness 2"

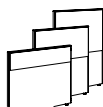
Fabric Both Sides

Top Cap & End Cap Colors

Slate & Grey

Options:


Mounted Tackboards
(Pg 86)



PLEASE PROVIDE
FLOOR PLAN OF
PROPOSED ActionWalls™
TO INSURE PROPER
CONFIGURATION
AT THE FACTORY

COMPONENT	HEIGHT	WIDTH
-----------	--------	-------

ACTIONWALL™ PRIVACY PARTITIONS WITH FABRIC TWO SIDES
CONNECTORS - 65" HIGH



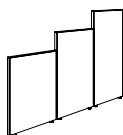
65	12
65	24
65	30
65	36
65	42
65	48
65	60

ENDS- 65" HIGH



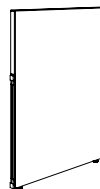
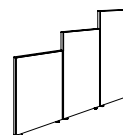
65	12
65	24
65	30
65	36
65	42
65	48
65	60

VARI-HEIGHT CONNECTOR-
65" TO 53" HIGH



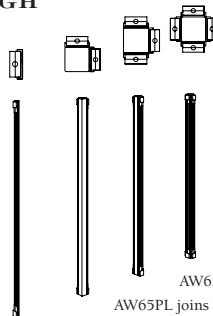
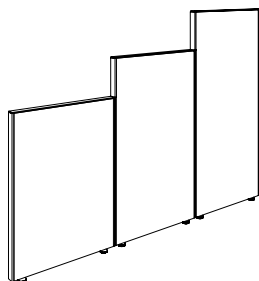
65	12
65	24
65	30
65	36
65	42
65	48
65	60

VARI-HEIGHT CONNECTOR-
65" TO 42" HIGH



65	12
65	24
65	30
65	36
65	42
65	48
65	60

POSTS- 65" HIGH



64	2
64	2
64	2
64	2

AW65PX joins 4 Panels in "X" shape

AW65PT joins 3 Panels in "T" shape

AW65PL joins 2 Panels in "L" shape

AW65Wall is Wall Starter for Connector or End

STANDARD INCLUDES

- Hollow Core Non-Tackable ActionWall™ with Panel Fabric Both Sides
- Finished Top Cap & Mitred End Caps in Slate & Grey
- Guilford Fabric selections from **OMNI PACIFIC** Fabric Card
- Adjustable Leveling Glides & Connecting Hardware Package included with each panel
- Exposed faces of "L" & "T" posts are fabric covered





10% Price increase

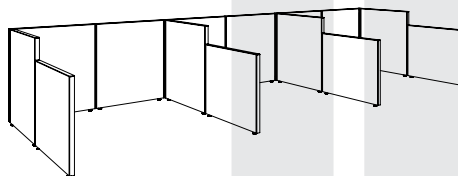
EFFECTIVE APRIL 1, 2007

ACTIONWALLS™, CONTINUED

LIST PRICE

MAHARAM ALLIANCE GUILFORD COLLECTION 1 GUILFORD TACKBOARD

MODEL NUMBER	DESCRIPTION	WT	MA	G1	GT
AWC6512		12	258	277	325
AWC6524	ActionWall™ Connectors attach to other	24	315	343	415
AWC6530	ActionWalls™ or Posts on both sides & have	30	350	389	485
AWC6536	all necessary hardware attached at the factory.	37	381	426	538
AWC6542		43	412	463	591
AWC6548		49	443	500	644
AWC6560		61	504	575	751
AWE6512		11	216	235	283
AWE6524	ActionWall™ Ends have end caps on one side,	23	273	302	374
AWE6530	attach to ActionWalls™ or Posts on other side	29	308	347	443
AWE6536	with all required hardware attached at factory.	36	339	384	496
AWE6542		42	370	421	549
AWE6548	All ActionWall™ "runs" should finish with an	48	401	459	603
AWE6560	ActionWall™ End.	60	462	533	709
AWVC6512-53	ActionWall™ Vari-Height Connectors attach to	12	251	270	318
AWVC6524-53	ActionWalls™ or Posts on both sides & have	24	307	336	408
AWVC6530-53	all necessary hardware attached at the factory.	30	343	381	478
AWVC6536-53		37	374	419	531
AWVC6542-53		43	405	456	584
AWVC6548-53	65" to 53" Vari-Height Connectors must be	49	435	493	637
AWVC6560-53	attached to 53" ActionWalls™ on one side and	61	497	567	744
AWVC6512-42	to 65" ActionWalls™, Posts or AW65WALL	12	248	267	315
AWVC6524-42	on the other.	24	305	334	406
AWVC6530-42		30	340	379	475
AWVC6536-42	65" to 42" Vari-Height Connectors must be	37	371	416	528
AWVC6542-42	attached to 42" ActionWalls™ on one side and	43	402	453	581
AWVC6548-42	to 65" ActionWalls™, Posts or AW65WALL	49	433	490	635
AWVC6560-42	on the other.	61	494	565	741
AW65PL	AW65PL joins 2-65" Walls in "L" shape	17			242
AW65PT	AW65PT joins 3-65" Walls in "T" shape	18			319
AW65PX	AW65PX joins 4-65" Walls in "X" shape	19			388
AW65WALL	AW65Wall is Wall Starter for 65" Connector or End	5			82



REQUIRED FOR ORDERING

- Model Number with MA, G1 or GT Suffix for Fabric Level Selection
(i.e. AWE4248-G1 for Guilford Collection 1)
- Top/End Cap Color Selection from:
Slate or Grey
- Panel Fabric with Style Number, Color Number and Name from Maharam Alliance, "Collection 1" and **OMNI PACIFIC** Guilford Fabric Cards. See Page 3 and contact Sales Representative for Memo Samples. **91**



10% Price increase

EFFECTIVE APRIL 1, 2007

**OMNI
PACIFIC**

Product Specifications,
related products
and options

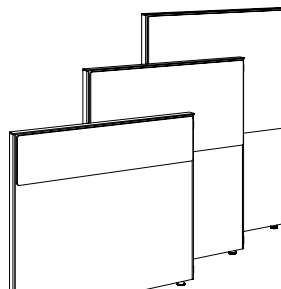
Mounted Tackboards

Thickness 5/8"

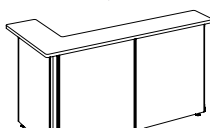
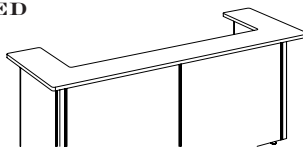
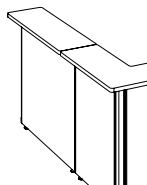
Reception Counters

Thickness 1-3/16"

PLEASE PROVIDE
FLOOR PLAN OF
PROPOSED MOUNTED
ActionWall™ TACKBOARDS
& RECEPTION LAYOUT
TO INSURE PROPER
CONFIGURATION
& ATTACHMENT
AT THE FACTORY

COMPONENT**HEIGHT WIDTH****MOUNTED TACKBOARDS
FOR ACTIONWALLS™**

11	23
11	29
11	35
11	41
11	47
11	59
23	23
23	29
23	35
23	41
23	47
23	59
35	23
35	29
35	35
35	41
35	47
35	59

**RECEPTION COUNTERS,
"L" SHAPED
30" LEG LEFT(FROM INTERIOR)****RECEPTION COUNTERS,
"L" SHAPED
30" LEG RIGHT(FROM INTERIOR)****RECEPTION COUNTERS,
"U" SHAPED
30" LEGS****RECEPTION COUNTERS,
STRAIGHT****DEPTH WIDTH**

38	80
38	86
38	92
38	98
38	104

38	80
38	86
38	92
38	98
38	104

38	88
38	94
38	100
38	106
38	112

14	24
14	30
14	36
14	42
14	48
14	60
14	72

STANDARD INCLUDES

- Radiused corners for soft profile
- Guilford Fabric selections from **OMNI PACIFIC** Fabric Card
- "L" & "U" Shaped Reception Counters are single piece construction for rigid attachment to ActionWalls™





ACTIONWALLS™, CONTINUED

MODEL NUMBER	DESCRIPTION	WEIGHT	LIST PRICE
MTB1123	<i>Fabric covered tackable surface for</i>	1	63
MTB1129		1	70
MTB1135	<i>ActionWalls™.</i>	2	77
MTB1141		2	84
MTB1147	<i>Available sizes are designed to fit currently</i>	3	90
MTB1159		3	105
MTB2323	<i>available ActionWalls™ with 1" clearance above</i>	2	96
MTB2329		3	110
MTB2335	<i>29" high worksurface.</i>	3	124
MTB2341		4	138
MTB2347	<i>May be ordered single or paired to fit both sides</i>	4	151
MTB2359		5	180
	<i>of ActionWalls™.</i>		
MTB3523		3	124
MTB3529		4	143
MTB3535		5	163
MTB3541		6	182
MTB3547		7	200
MTB3559		8	252
RCL72L Fits 72" of Panels	<i>High Pressure Laminate "L" Counter Top with</i>	45	543
RCL78L Fits 78" of Panels		47	575
RCL84L Fits 84" of Panels		50	579
RCL90L Fits 90" of Panels		53	649
RCL96L Fits 96" of Panels		55	653
	<i>Waterfall Vinyl Edge, 14" Deep, with one 30" leg,</i>		
	<i>to be attached centered on ActionWalls™.</i>		
	<i>Includes attaching hardware.</i>		
RCL72R Fits 72" of Panels		45	543
RCL78R Fits 78" of Panels		47	575
RCL84R Fits 84" of Panels		50	579
RCL90R Fits 90" of Panels		53	649
RCL96R Fits 96" of Panels		55	653
RCU72 Fits 72" of Panels	<i>High Pressure Laminate "U" Counter Top with</i>	58	602
RCU78 Fits 78" of Panels		60	634
RCU84 Fits 84" of Panels		63	710
RCU90 Fits 90" of Panels		66	714
RCU96 Fits 96" of Panels		68	718
	<i>Waterfall Vinyl Edge, 14" deep, with two 30"</i>		
	<i>legs, to be attached centered on ActionWalls™.</i>		
	<i>Includes attaching hardware.</i>		
RCS24	<i>High Pressure Laminate Counter Top with</i>	12	90
RCS30		16	103
RCS36		20	130
RCS42		22	143
RCS48		24	145
RCS60		30	191
RCS72		36	211
	<i>Waterfall Vinyl Edge, 14" deep, to be used as an</i>		
	<i>extension of "L" or "U" Shaped Reception</i>		
	<i>Counters.</i>		

REQUIRED FOR ORDERING

- Model Number
- Tackboard Fabric with Style Number, Color Number and Name from Maharam Alliance, "Collection 1" and **OMNI PACIFIC** Guilford Fabric Cards. See Page 3 and contact Sales Representative for Memo Samples.
- For Reception Counters, Waterfall Edge Color selected from: *Pebble, Stone, Grey, Slate or Black*
- Worksurface Laminate Number & Name from Color Compatibles Laminate Cards.

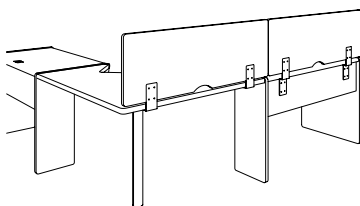




OMNI PACIFIC

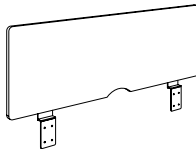
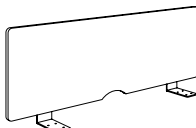
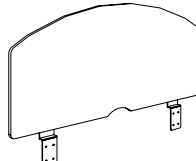
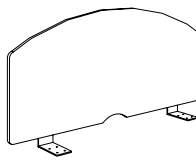
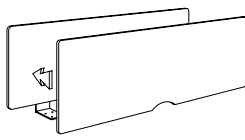
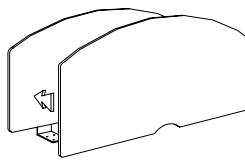
Product Specifications,
related products
and options

ActionPanels™
are Case Laminate both sides
Thickness 3/4"
Mounted Tackboards
Thickness 5/8"



ActionPanels™ mounted to
VersaColor 3000 Desks typically
mount to the modesty unless
attached to a 30" or 36" deep desk
with recessed modesty, or to a
corner unit with
no modesty.

PLEASE PROVIDE
FLOOR PLAN OF
PROPOSED ActionPanel™
LAYOUTS TO
INSURE PROPER
SPECIFICATION &
CONFIGURATION
AT THE FACTORY

COMPONENT	HEIGHT	WIDTH
ACTIONPANELS™ FOR MODESTY MOUNT 	16	35
	16	41
	16	47
	16	53
	16	59
	16	65
ACTIONPANELS™ FOR WORKSURFACE MOUNT 	16	35
	16	41
	16	47
	16	53
	16	59
	16	65
CROWNED ACTIONPANELS™ FOR MODESTY MOUNT 	22	35
	22	41
	22	47
	22	53
	22	59
	22	65
ACTIONPANELS™ FOR WORKSURFACE MOUNT 	22	35
	22	41
	22	47
	22	53
	22	59
	22	65
TACKBOARD FOR ACTIONPANEL™ 	16	35
	16	41
	16	47
	16	53
	16	59
	16	65
TACKBOARD FOR CROWNED ACTIONPANEL™ 	22	35
	22	41
	22	47
	22	53
	22	59
	22	65

STANDARD INCLUDES

- Radiused corners for soft profile
- ActionPanels™ available in Case Laminate Colors with matching banding
- Guilford Fabric selections from **OMNI PACIFIC** Fabric Card





ACTIONPANELS™, CONTINUED

MODEL NUMBER	DESCRIPTION	WEIGHT	LIST PRICE
APNL36-Z	Desk mounted privacy partitions which can accept fabric covered tackboards and /or ActionBar™ rail system with tool & paper management attachments.	18	171
APNL42-Z		20	179
APNL48-Z		22	185
APNL54-Z		24	190
APNL60-Z		26	195
APNL66-Z		28	200
APNL72-Z		30	205
APNL36-L	Available sizes are designed to fit standard worksurface increments with 1/2" clearance on either side.	18	171
APNL42-L		20	179
APNL48-L		22	185
APNL54-L		24	190
APNL60-L		26	195
APNL66-L		28	200
APNL72-L		30	205
APNL36C-Z	"Z" bracket mountings attach to modesty panels or vertical desking members.	22	204
APNL42C-Z		25	217
APNL48C-Z		28	220
APNL54C-Z		31	232
APNL60C-Z		34	235
APNL66C-Z		36	247
APNL72C-Z		39	250
APNL36C-L	"L" bracket mountings attach to underside of worksurfaces with no modesty panel interference.	22	204
APNL42C-L		25	217
APNL48C-L		28	220
APNL54C-L		31	232
APNL60C-L		34	235
APNL66C-L		36	247
APNL72C-L		39	250
APTB36	Tackboards may be ordered single or paired to fit both sides of ActionPanels™.	2	123
APTB42		2	136
APTB48		3	148
APTB54		3	162
APTB60		3	174
APTB66		4	187
APTB72		4	199
APTB36C		3	149
APTB42C		3	162
APTB48C		4	175
APTB54C		4	190
APTB60C		5	203
APTB66C		5	217
APTB72C		5	230

REQUIRED FOR ORDERING

- Model Number including Suffix designating Attaching Bracket
- Case Laminate selected from: *Neutra, Pebble, Stone, Grey, Slate or Black*
- Tackboard Fabric with Style Number, Color Number and Name from Maharam Alliance, "Collection 1" and **OMNI PACIFIC** Guilford Fabric Cards. See Page 3 and contact Sales Representative for Memo Samples.





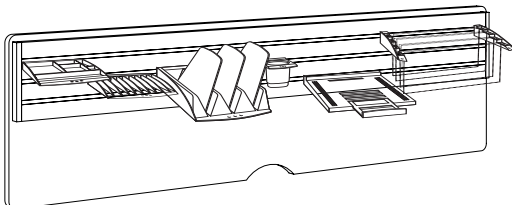
OMNI PACIFIC

Product Specifications &
related products

Options:

Additional Attachments

at \$25 List each

COMPONENT	D	W	H
ACTIONBAR™ TOOL & PAPER MANAGEMENT SYSTEM 	5/8	34	7
	5/8	40	7
	5/8	46	7
	5/8	52	7
	5/8	58	7
	5/8	64	7
	5/8	70	7

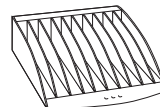


NEW PRODUCT


Accessory Tray



Disk/CD Holder



Folder Holder



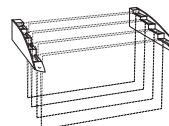
Pencil Holder



Phone Holder



Hanging File Holder



STANDARD INCLUDES

- ActionBar™ Accessories are available in Black.
- Standard Accessory Package precludes substitutions



ACTIONBARS™, CONTINUED

MODEL NUMBER	DESCRIPTION	WEIGHT	LIST PRICE
ABAR36	<i>ActionPanel™ mounted rail system with tool & paper management attachments. May be mounted to ActionPanels™ or to Overhead Assemblies. Additional attachments may be specified for \$25 List</i>	7	172
ABAR42		9	205
ABAR48		10	232
ABAR54		11	235
ABAR60		13	252
ABAR66		14	255
ABAR72		15	260
<p>36" & 42" ActionBar™ includes:</p> <p>Accessory Tray Disk/CD Holder Folder Holder Pencil Holder</p> <p>48" & 54" ActionBar™ includes:</p> <p>Accessory Tray Disk/CD Holder Folder Holder Pencil Holder Phone Holder</p> <p>60", 66" & 72" ActionBar™ includes:</p> <p>Accessory Tray Disk/CD Holder Folder Holder Pencil Holder Phone Holder Hanging File Holder</p>			
REQUIRED FOR ORDERING			

- Model Number
- Additional attachments specified by description